



Degraaf's Tuesday Evening Report Mar 25/2025 AD Issue # 1096

=== >>> Copyright © 2025 Peter Degraaf,

All rights reserved - however feel free to share these reports with friends and relatives.

[www.peterdegraaf.com](http://www.peterdegraaf.com).

Readers who wish to support us by donating to help us defray the costs of producing

these reports please use this address,


**Peter Degraaf 33700 Woodward Ave, Birmingham MI 48009-0912 USA**

or if you live in Canada please ask for our Canadian address

We accept checks, money orders, Interac, or (Dollars, Euros, Swiss Francs inside a greeting card). Also Pay-pal (and we can help if you want to use a credit card at Pay-pal).

A receipt will be issued.

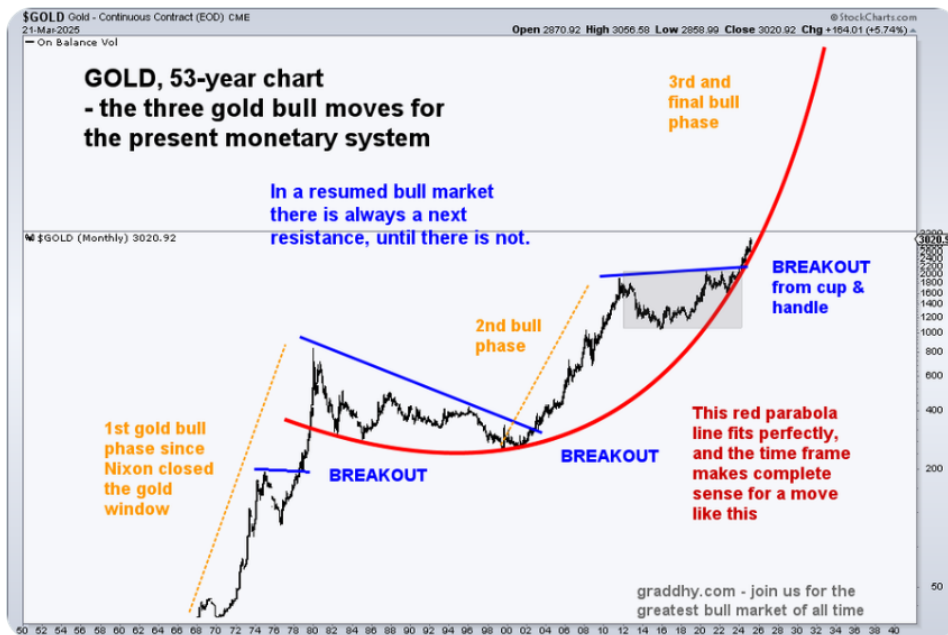
*Just letting you know that  
the book, "Understanding  
Women" is now out in  
paperback*



I  
-  
-  
-  
-  
V



This chart courtesy MacLeod Finance shows open interest is declining. This is bullish.



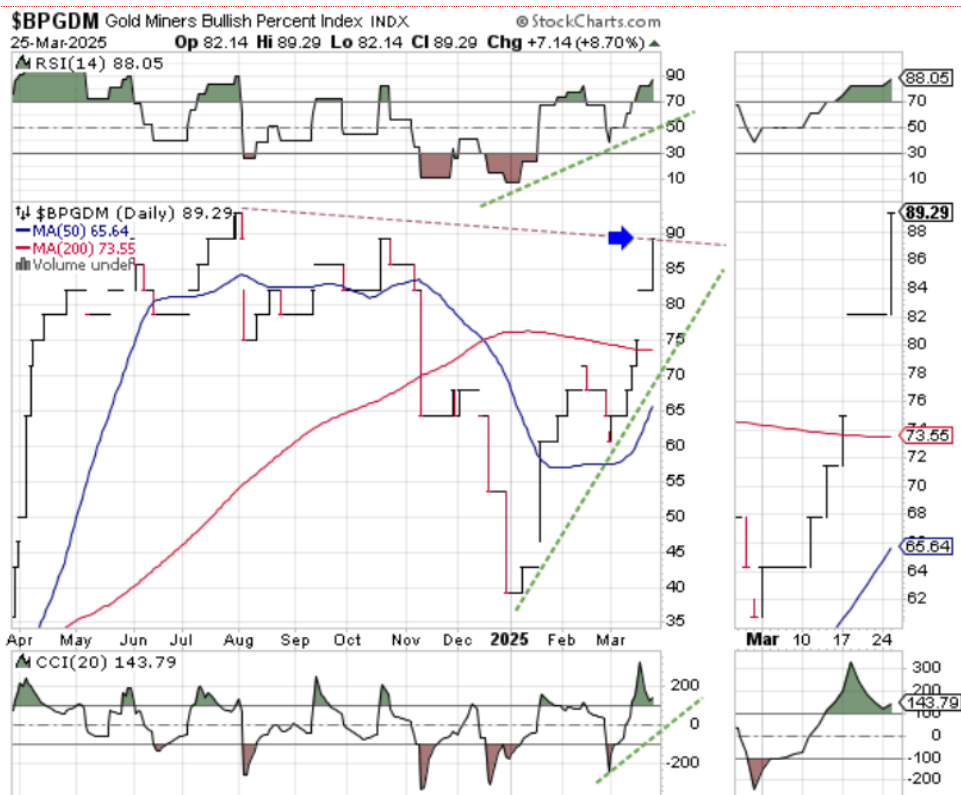
This chart courtesy graddy.com shows a bullish projection of the current gold breakout.



Featured is the daily gold chart. Price is advancing inside the blue channel. The SIs are positive and the MAs are in positive alignment and rising. A close above the blue arrow will mark the start of the next rally. This is week #4 in the 7-8 week gold cycle. The number of ounces backing GLD are unchanged at 29.8 million. The GLD closed at 95% compared to 90% the day before.



Featured s GDX the miners ETF. The pattern is a cup with handle with a target at 50. The breakout at the blue arrow received a back-test, but the green arrow points to the likelihood that the back-test was short and sweet. The SIs are positive and the MAs are in positive alignment and rising.



Featured is BPGDM the bullish % index of gold miners. Price has reached the level where 2 previous rallies failed. A breakout at the blue arrow (if it happens) will likely mark the start of an intense rally.

#### == >>> MODEL PORTFOLIO

Each report will show the trades that were completed since the last report.

Since I do most of my trading on the TSX, I will show the stock symbol for the US equivalent in brackets. Note: when trading a pink sheet listed stock, you should always buy or sell using a specific price - never a 'market' order.

To benefit from this feature, pull up a chart for any of the symbols that I buy or sell. Determine if you want to do likewise or wait for another opportunity. If you're not sure of the fundamentals, - click on the website link provided. Always make sure the index or ETF that represents the sector is in harmony with your trade. I apologize for the short time I stay in some stocks, but this is all based on chart patterns. If the chart pattern changes from positive to negative - I usually run. Here are some of my trading habits:

- **I eliminate all emotion.** Stocks are simply investments that I use to improve the bottom line. I pick a stock or commodity because I think the chart pattern looks positive. Once I decide that we are operating in a bull market, I don't bother with sell stops - I patiently wait for the stock or ETF to come back into positive territory.
- **When I do sell below my cost, I look at the loss as an opportunity to get into a winner.**
- I use the 20 day and 30 day exponential moving averages at Stockcharts.com to help me decide when to buy and when to sell. Then I draw a channel, just as I do in the reports I issue. As long as the stock stays in the channel, I'll keep it as part of the portfolio, unless I decide to take profits.
- You've heard people say: 'Buy Low - Sell High'. Here is a variation on that advice: **BUY HIGH - SELL HIGHER!** It has been my experience that buying stocks that have just broken out to a new 5 year high have been the best performers in my portfolio. When a stock or commodity has reached this stage, there is 'blue sky' ahead.
- Next I look at the supporting indicators - especially the Accumulation/Distribution line. When a stock or

commodity becomes overbought (such as trading near the top of the channel, or making a 'double or triple' top), I usually sell all or part of my holding into the rally. . Over time I try to replace these stocks during pullbacks.

- Finally I make sure that the sector in which the stock or commodity operates, is moving in the same direction as the stock of commodity that I am about to buy.

Here are some kernels of wisdom from a very successful trader, Jesse Stine:

- Emotional intelligence is of utmost importance.
- Discipline is key
- Drawdowns are lessons.
- Patience is very important
- Ignore the news media
- Have faith in your system
- Trade with confidence
- Never get attached to a stock
- Be a contrarian
- Be a lone wolf.

According to an article titled: The Strange Behavior of Gold Investors, by Dimitri Speck (link is here): <https://www.gold-eagle.com/article/strange-behavior-gold-investors-monday-thursday>

Wednesday is a day when investors usually buy gold early.

1 transaction since the last Report. I took profits in OR.to at 30.31 The last 114 closed transactions resulted in 107 winners and 7 losers.

19 positions are 'under water'. (1 small holding is currently 'not trading': AUN.v (AUNFF)).

**My portfolio consists of 70% precious metals, 25% various other categories and 5% cash.**

Here is my portfolio:

AAG.v (AAGFF) aftermathsilver.com Exploring for silver in Chili and Peru

ABRA.v abrasilver.com The company has found silver in Argentina.

AGX.v AGXPF silverxmining.com producing silver in Peru

ALS.to(ATUSF) altiusminerals.com. Base metals royalty incl Uranium and some gold

APM.v andeanpm.com Silver in Bolivia and California.

ARIS.to (ARMN) aris-mining.com Producing in 5 gold mines in Canada, Colombia and Guyana.

AUN.v (AUNFF) aurcana.com Silver properties in Colorado and Texas. The government has issued a 'stop trading' order – details are scarce

AYA.to ayasilver.com producing at several projects in Morocco

BTU peabodyenergy.com Coal producer with 60% of sales in the USA

CEF.to CEF Centralfund.com A Sprott gold and silver trust.

CNQ.to (CNQ) cnrl.com Large Canadian oil and gas producer

COPR.to (CPPMF) coppenicometals.com Exploring for gold and copper in PERU

DAN.v (DRRSF) Arianne-inc.com Phosphate deposit in QC. The project is fully permitted and shovel ready. Phosphate is used in LED batteries

DBC Commodity Index Tracking Fund on the NYSE

DV.v (DOLLF) dollyvardensilver.com The company has discovered silver in BC

EFR.to (UUUU) energyfuels.com Producing Uranium in several states. Also active in Vanadium and REE's.

ELD.to EGO eldoradogold.com Producing in greece, Turkey and Canada.

ELEF.to (SILEF) producing silver in Bolivia silverref.com

FDR.V (FDMIF) fdmetals.com Gold in Surinam

FRU.to (FRHLF) freehold royalties.com oil and gas royalties.

FTCO fortitudegold.com Producing gold at a profit in NV. Pays a dividend

FVL.to (FGOVF) freegoldventures.com Gold at two sites in Alaska

HBM.to (HBM) hudsonbayminerals.com producing copper in USA and PERU

HL hecla.com Producing silver in Coeur d'Alene Idaho

JAG.to (JAGGF) jaguarmining.com Producing gold in Brazil

K.to KGC kinross.com Producing gold at 6 active mines in safe areas

MGM.v Maple Gold Mines. Gold in the Abitibi region of Quebec.

MTA.v (MTA) Metallaroyalties.com Visit website for list of assets.

NEXG.v (NXGCF) nexgold.com The company is working on final permits to operate a gold mine in Northern Ontario.

NFG.v (NFGC) newfoundlandgold.ca Discovering gold in Newfoundland. Eric Sprott is a shareholder.

OGN.v (OGNRF) A precious metals and base metals royalty co. orogenroyalties.com specializing in Western North America

PSLV.to (PSLV) Sprott's silver trust.

SGD.v (SNWGF) snowlinegold.com Gold in the Yukon

SILJ ETF of junior silver explorers

SQQQ An ETF for short-selling the NASDAQ

TVE.to (TNEYF) Natural gas producer in AB. tamarackvalley.ca

USA.to (USAS) Americas-gold.com gold producer in Nevada

WDO.to (WDOFF) wesdome.com Producing gold at 2 mines in ON and QC

WEAT a Wheat fund that trades on the NYSE

WGO.v (WHGOF) whitegoldcorp.ca Gold and Copper in the Yukon.

Please do your own due diligence. I am NOT responsible for your trading decisions.





This billboard is created by of a group of investors that has picked March 31st as a day to 'buy silver and break the bullion banks' movement.



This chart courtesy TY shows the number of times the silver manipulators have slammed the silver price in the 32.00 to 33.00 resistance zone. Just like a beach ball that is held under water and pops up, so will silver behave when this resistance zone finally gives way.



Featured is the daily silver chart. Price is advancing inside the blue channel. The current pattern is an inverted head and shoulders formation. A rise above the blue arrow sets up a target at 39.00.

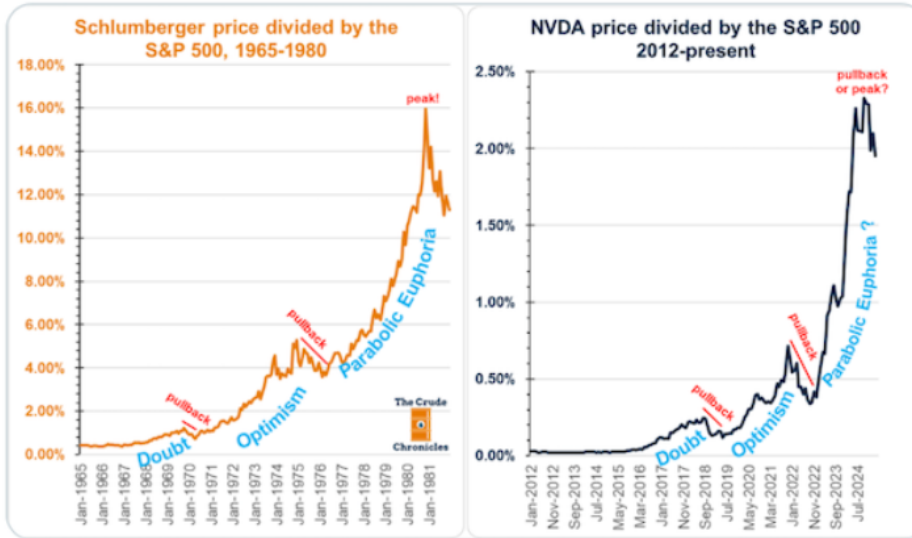


Featured is SIL the silver producers ETF. Price is carving out an inverted head and shoulders pattern. A rise above the blue arrow will confirm the pattern with a target at 50. The SIs are positive and the MAs are in positive alignment and rising.

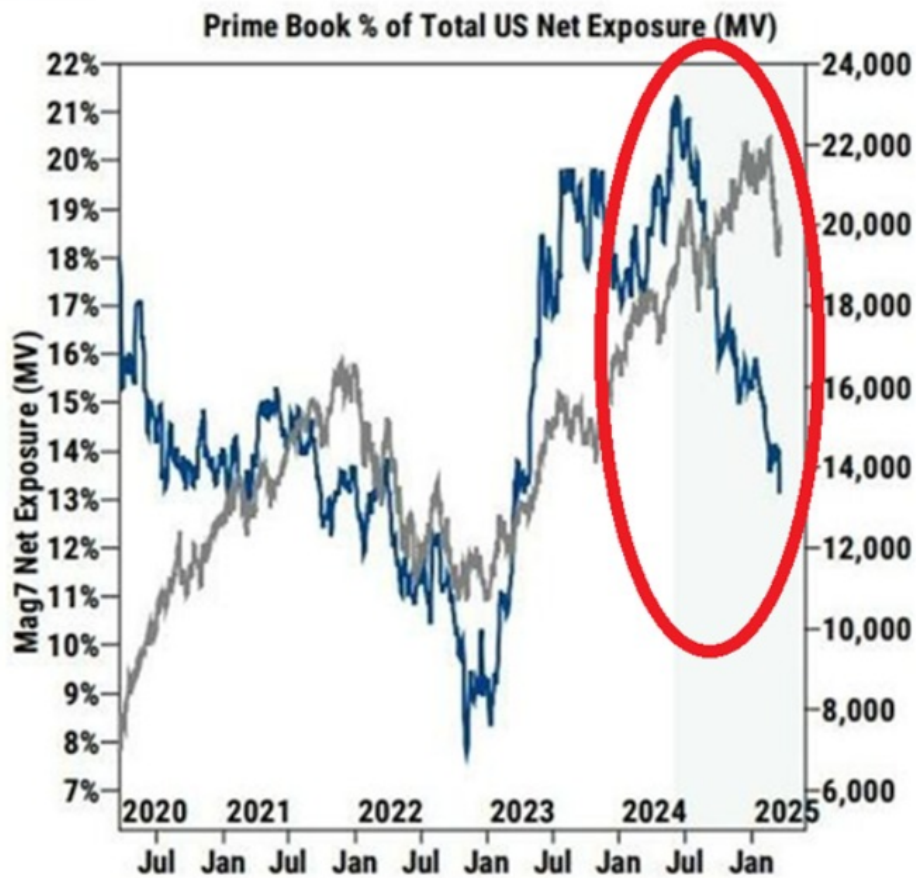


Featured is the copper chart. Price has reached the top of the channel. A rise above the blue arrow would open up a new channel. The technical interpretation is to expect a pullback, after a 9 day out of 11 advance. The green arrow points to support. The SIs are mostly negative. The MAs are positive.

The decade following \$SLB's peak was not kind to the stock. Will \$NVDA face a similar fate?

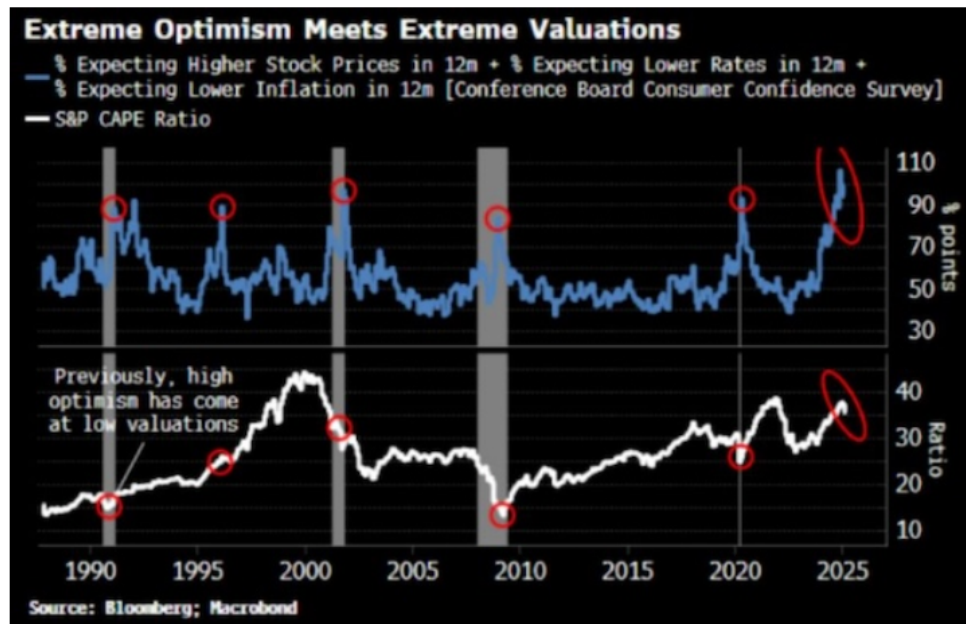


This chart courtesy The Crude Chronicles.

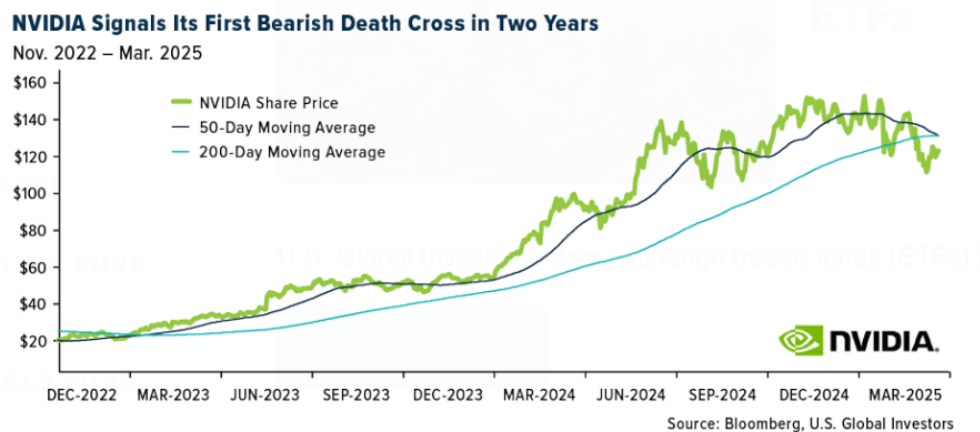


POSTED BY @KOBESSILETTER

This chart courtesy @kobeissiletter.

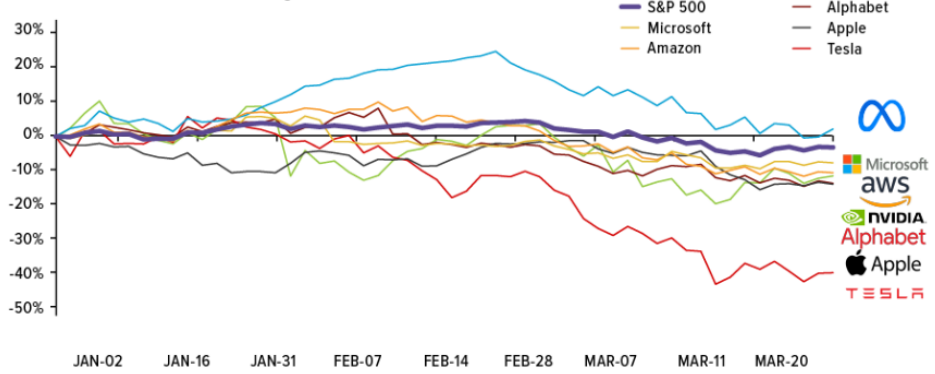


This chart courtesy sources listed.



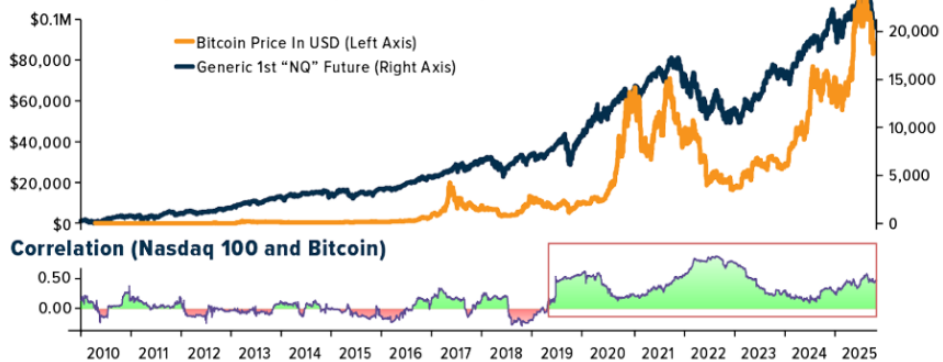
### Magnificent 7 Stocks vs. the S&P 500

Total Returns | Year-to-Date Through March 20, 2025



Past performance does not guarantee future results. It is not possible to invest in an index.  
Source: Bloomberg, U.S. Global Investors

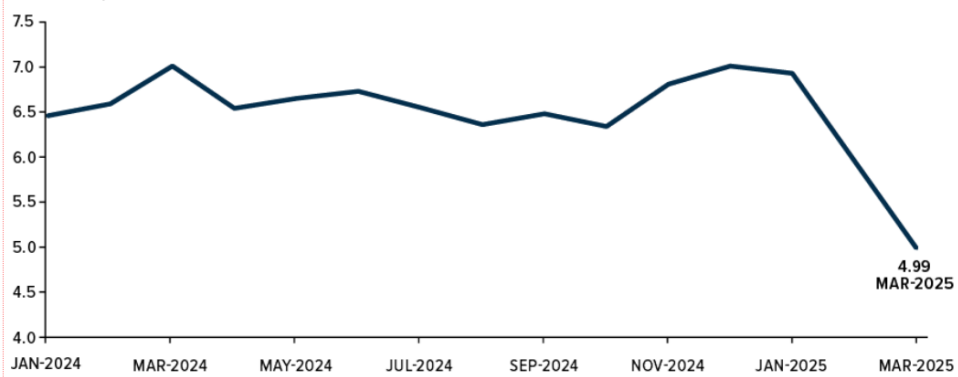
### Bitcoin, Nasdaq 100 Relationship Grows Stronger



Source: Bloomberg, U.S. Global Investors

### CEO Optimism at Lowest Level Since the Pandemic

Business Optimism 12 Months in Advance | 1 = Poor, 10 = Excellent







and Lord of your life, and you will be amazed at what will happen, at the opportunities for service you will have that will make the end of your day a glorious thing. As you lie down at night, you will know that God has used you, that your life has had eternal significance. People will be brought into your presence who have deep needs, those who have need of Jesus Christ, and you will have the pleasure of pointing them to the Savior. Your life will begin to bud and blossom and bring forth fruit abundantly to the glory of Jesus Christ, if you are available to Him. And if you sincerely pray, "O God, use me today," He will. So recapping these five prayers that will change your life:

*Slay my old nature.*

*Cleanse me.*

*Fill me with Your Holy Spirit.*

*Lead me.*

*Use me.*

Courtesy crm.tv

== >>> Peter and Carol find watching Pastor-Teacher David Jeremiah a great way to build spiritual growth. We watch his program on Sunday evening. For times and stations visit his website at [davidjeremiah.org](http://davidjeremiah.org), or you can watch programs from his archives.

To contact us you may use either email address:

[itiswell@cogeco.net](mailto:itiswell@cogeco.net)

[pdegraafdotcom@gmail.com](mailto:pdegraafdotcom@gmail.com)

*Copyright © 2025 Peter Degraaf Investments, All rights reserved.*  
This is your paid for service.

**Our mailing address is:**  
Peter Degraaf Investments  
Box 595474  
Fort Gratiot, Mi 48059-5474

[Add us to your address book](#)

Want to change how you receive these emails?  
You can [update your preferences](#) or [unsubscribe from this list](#).

