



Degraaf's Tuesday Evening Report May 27/2025 AD Issue # 1114

=== >>> Copyright © 2025 Peter Degraaf,

All rights reserved - however feel free to share these reports with friends and relatives.

www.peterdegraaf.com.

Readers who wish to support us by donating to help us defray the costs of producing
these reports please use this address,

Peter Degraaf 33700 Woodward Ave, Birmingham MI 48009-0912 USA

or if you live in Canada please ask for our Canadian address

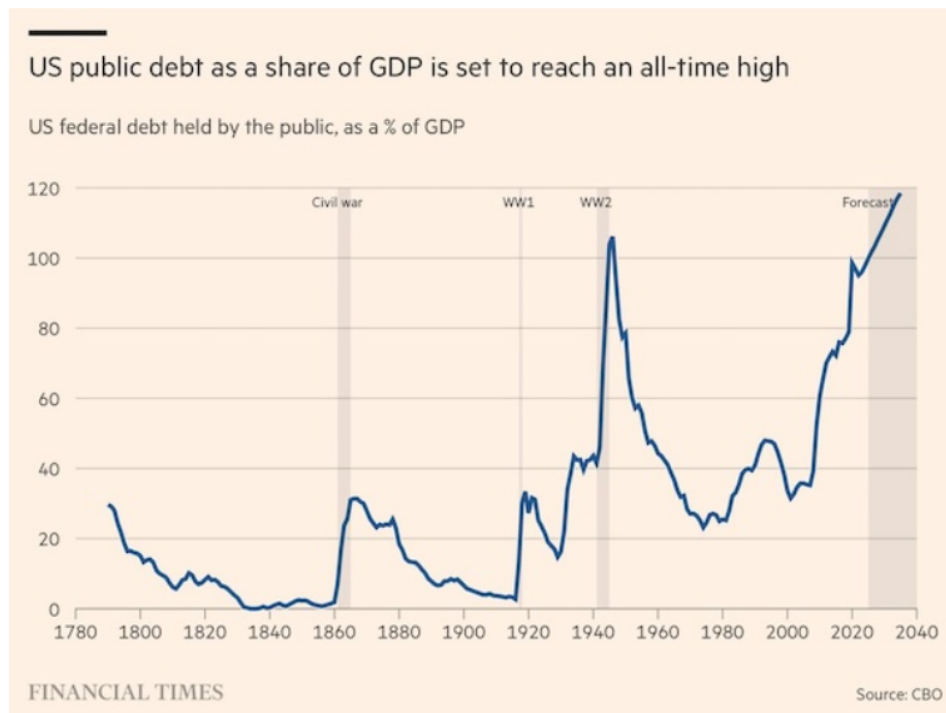
We accept checks, money orders, Interac, or (Dollars, Euros, Swiss Francs inside a greeting card). Also Pay-pal
(and we can help if you want to use a credit card at Pay-pal).

A receipt will be issued.



I
I
I
I
V

=== >>> A new Service!
Subscribers who are interested in a brief daily alert that arrives via E-mail and tracks a short-term gold cycle, may request to be added to the mailing list. This invitation applies to those of you who support us financially and thus partner in the costs of producing our reports.
simply send me an e-mail: pdegraafdotcom@gmail.com



This chart courtesy sources listed.

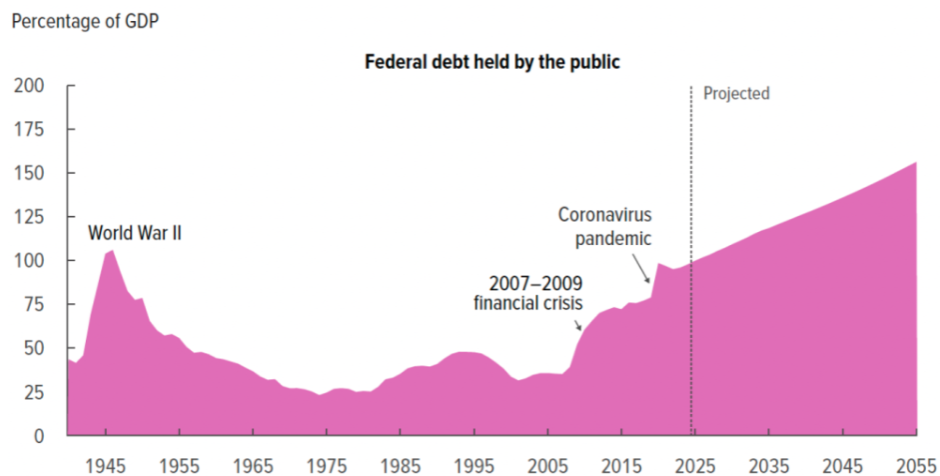


Figure 3. Figure from page 10 of [The Long-Term Budget Outlook 2025 to 2055](#), published in March 2025 by the US Congressional Budget Office.

This chart courtesy Gail Tverborg and sources listed repeats the debt problems from the previous chart.



Featured is the daily gold chart. Price is carving out a bullish flag inside the rising channel. A close above the blue arrow sets up a target at the green arrow (\$3650). The SIs are positive and the MAs are in positive alignment and rising. The number of ounces backing GLD is unchanged. The GDI also closed unchanged at 90%.



Featured is GDX the miners ETF. Price is rising inside the blue channel. A close above the blue arrow sets up a target at the green arrow. The SIs are positive (especially the A/D line), and the MAs are in positive alignment and rising.



This chart compares mining stocks to gold bullion. The trend since January has favored miners and that is bullish for both. The move above the blue arrow sets up a target at the green arrow. The SIs are positive and the brown arrow points to a bull cross.

== >>> MODEL PORTFOLIO

Each report will show the trades that were completed since the last report.

Since I do most of my trading on the TSX, I will show the stock symbol for the US equivalent in brackets. Note: when trading a pink sheet listed stock, you should always buy or sell using a specific price - never a 'market' order.

To benefit from this feature, pull up a chart for any of the symbols that I buy or sell. Determine if you want to do likewise or wait for another opportunity. If you're not sure of the fundamentals, - click on the website link provided. Always make sure the index or ETF that represents the sector is in harmony with your trade. I apologize for the short time I stay in some stocks, but this is all based on chart patterns. If the chart pattern changes from positive to negative - I usually run. Here are some of my trading habits:

- **I eliminate all emotion.** Stocks are simply investments that I use to improve the bottom line. I pick a stock or commodity because I think the chart pattern looks positive. Once I decide that we are operating in a bull market, I don't bother with sell stops - I patiently wait for the stock or ETF to come back into positive territory.
- **When I do sell below my cost, I look at the loss as an opportunity to get into a winner.**
- I use the 20 day and 30 day exponential moving averages at Stockcharts.com to help me decide when to buy and when to sell. Then I draw a channel, just as I do in the reports I issue. As long as the stock stays in the channel, I'll keep it as part of the portfolio, unless I decide to take profits.

- You've heard people say: 'Buy Low – Sell High'. Here is a variation on that advice: **BUY HIGH – SELL HIGHER!** It has been my experience that buying stocks that have just broken out to a new 5 year high have been the best performers in my portfolio. When a stock or commodity has reached this stage, there is 'blue sky' ahead.
- Next I look at the supporting indicators – especially the Accumulation/Distribution line. When a stock or commodity becomes overbought (such as trading near the top of the channel, or making a 'double or triple' top), I usually sell all or part of my holding into the rally. . Over time I try to replace these stocks during pullbacks.
- Finally I make sure that the sector in which the stock or commodity operates, is moving in the same direction as the stock of commodity that I am about to buy.

Here are some kernels of wisdom from a very successful trader, Jesse Stine:

- Emotional intelligence is of utmost importance.
- Discipline is key
- Drawdowns are lessons.
- Patience is very important
- Ignore the news media
- Have faith in your system
- Trade with confidence
- Never get attached to a stock
- Be a contrarian
- Be a lone wolf.

According to an article titled: The Strange Behavior of Gold Investors, by Dimitri Speck (link is here): <https://www.gold-eagle.com/article/strange-behavior-gold-investors-monday-thursday>

Wednesday is a day when investors usually buy gold early.

3 transactions since the last report. I took profits by selling my shares in SILJ at 12.97; also 50% of my position in ARIS.to at 8.97. Also 50% of my position in VOXR.to at 4.87; The last 130 closed transactions resulted in 120 winners and 10 losers, ending in a percentage of +92%

18 positions are 'under water'. 2 positions are 'free' (they have doubled).

My portfolio consists of 71% precious metals, 20% in various other categories and 9% cash.

Here is my portfolio:

AAG.v (AAGFF) aftermathsilver.com Exploring for silver in Chili and Peru

ABRA.v abrasilver.com The company has found silver in Argentina.

AEM.to (AEM) agnicoeagle.com Third largest gold mining co in the world. Producing in Canada, Australia, Finland and Mexico.

AGX.v AGXPF silverxmining.com producing silver in Peru

APM.v andeanpm.com Silver in Bolivia and California.

ARIS.to (ARMN) aris-mining.com Producing in 5 gold mines in Canada, Colombia and Guyana.

AYA.to ayasilver.com producing at several projects in Morocco

CEF.to CEF Centrfund.com A Sprott gold and silver trust.

CBR.v (CBGZF) cabralgold.com Gold in Brazil.

CNL.to (CNL) collectivemining.com Discovered high grades of gold in Colombia.

CNQ.to (CNQ) cnrl.com Large Canadian oil and gas producer

COPR.to (CPPMF) coppernicometals.com Exploring for gold and copper in PERU

DAN.v (DRRSF) Arianne-inc.com Phosphate deposit in QC. The project is fully permitted and shovel ready. Phosphate is used in LED batteries

DBC Commodity Index Tracking Fund on the NYSE

DV.v (DOLLF) dollyvardensilver.com The company has discovered silver in B.C.

ELEF.to (SILEF) producing silver in Bolivia silverref.com

FDR.V (FDMIF) fdmetals.com Gold in Surinam

FTCO fortitudegold.com Producing gold at a profit in NV. Pays a dividend

FVL.to (FGOVF) freegoldventures.com Gold at two sites in Alaska

GHRT.v (GHRTF) greenheartgold.com Gold in Guyana and Suriname.

GTWO.to g2goldfields.com. Discovering gold in Guyana. Management is experienced.

HBM.to (HBM) hudsonbayminerals.com producing copper in USA and PERU

HL hecla.com Producing silver in Coeur d'Alene Idaho

HSLV.ca highlander silver.com Silver explorer in Peru.

JAG.to (JAGGF) jaguarmining.com Producing gold in Brazil

K.to KGC kinross.com Producing gold at 6 active mines in safe areas

LN.to (LONCF) loncor.com Gold explorer in DRC

MAE.v maritimeresourcescorp.com Gold in Newfoundland and Labrador

MGM.v Maple Gold Mines. Gold in the Abitibi region of Quebec.

MTA.v (MTA) Metallaroyalties.com Visit website for list of assets.

NEXG.v (NXGCF) nexgold.com The company is working on final permits to operate a gold mine in Northern Ontario.

NFG.v (NFGC) newfoundlandgold.ca Discovering gold in Newfoundland. Eric Sprott is a shareholder.

OMG.v (OMGGF) omaigoldmines.com Gold in Guyana

PSLV.to (PSLV) Sprott's silver trust.

QIM.ca (QIMGF) quimbayagold.com Gold in Colombia

RVG.V (RVLGF) revival-gold.com Gold in Utah, and Idaho

SGD.v (SNWGF) snowlinegold.com Gold in the Yukon

SILJ ETF of junior silver explorers

SSRM.to (SSRM) ASX in Australia ssrmining.com Producing gold in NV, ARG, Turkey (Largest silver mine in Argentina?)

SUP.v (NSUPF) Frankfurt D9M1 nsuperior.com 9 gold projects in ON and QC

TVE.to (TNEYF) Natural gas producer in AB. tamarackvalley.ca

USA.to (USAS) Americas-gold.com gold producer in Nevada

WDO.to (WDOFF) wesdome.com Two producing gold mines in ON and QC

WEAT a Wheat fund that trades on the NYSE

WGO.v (WHGOF) whitegoldcorp.ca Gold and Copper in the Yukon.

Please do your own due diligence. I am NOT responsible for your trading decisions.



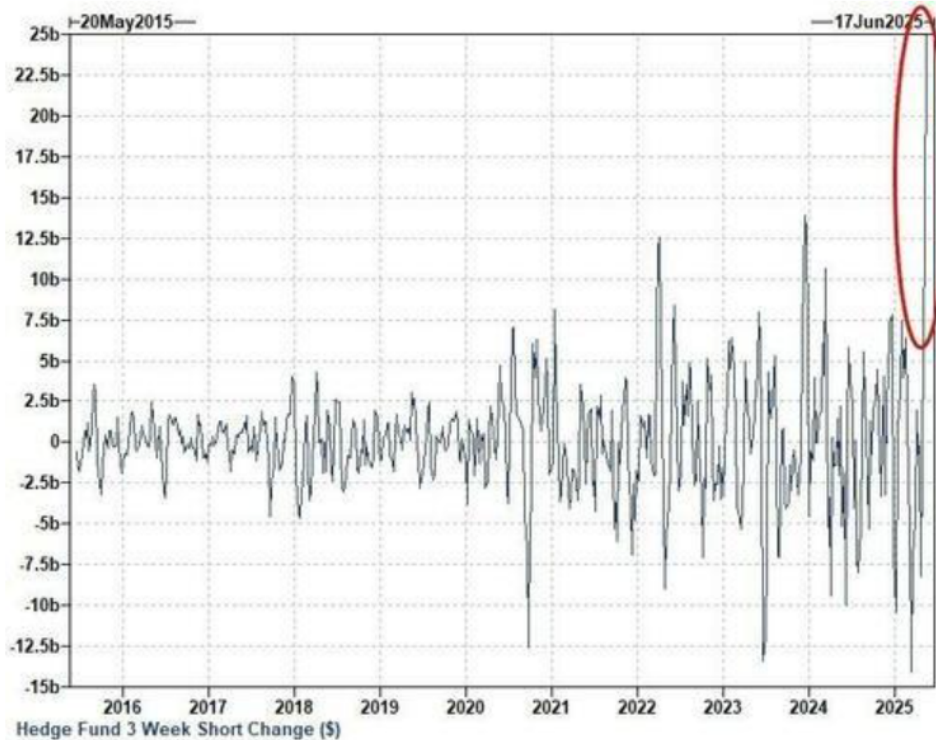
Featured is the daily silver chart. Price is carving out a large trading zone, between the green and brown lateral lines. A close above the blue arrow sets up a rally. The SIs are positive and the MAs are in positive alignment and rising. The number of ounces backing SL is unchanged.



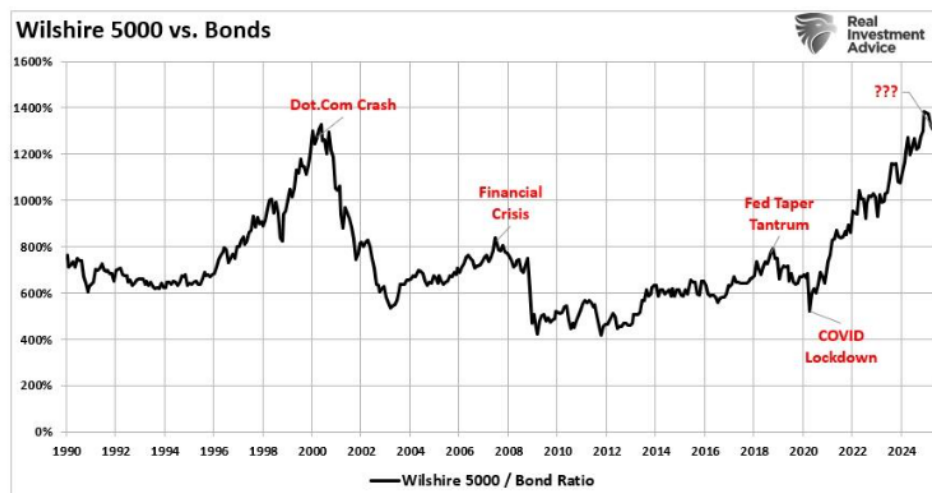
Featured is SIL the silver producers ETF. Price is rising inside the blue channel. A confirmed close above the blue arrow will cause a new channel to form. The SIs are positive and the MAs are in positive alignment and rising.



Featured is URA a Uranium ETF. Price 'jumped the creek' at the blue arrow, on high volume. The SIs are positive and the green arrow points to the 50DMA which is turning up. The brown arrows point to gaps that may or may not be filled. The expectation is that there will be pullbacks.



This chart courtesy Real Investment Advice shows hedge funds are short selling the S&P 500 in record amounts.



This chart is also courtesy Real Investment Advice.

=== >>> The following sectors will be featured upon request - subject to our schedule: We can produce those the day before we prepare the report and thus save ourselves some time the day we work on the report.

Oil producers and Oil
Gas producers and Natgas
Copper

Uranium
Grains
Palladium
Platinum
Coal Index
US Dollar Index.
Base Metal Index
Gold in Canadian Dollars
Gold in Euros

If you are one of our supporters (explained at the top of this report), don't hesitate to ask, and we'll add the chart of your choice to our next report.

=== >>> Explanation of terminology used: SIs = Supporting Indicators; MAs = Moving Averages; GDI = Gold Direction Indicator (consisting of 10 components that can rise up to a potential 100%, or drop to 0); ARAT = Advancing Right Angled Triangle. ATH = All-Time High

DISCLAIMER: Please do your own due diligence. Investing involves taking risks. I am NOT responsible for your trading decisions.

*Happy trading! Peter Degraaf
pdegraafdotcom@gmail.com*

*<:P:D:><
www.peterdegraaf.com*

=== >>> Food for Thought is next.

=== >>> Food for Thought.

Kept Through All These Years

God is faithful, and by Him you were called to the fellowship of His Son, Jesus Christ our Lord.

— 1 Corinthians 1:9

When I look back at my life, what amazes me is that, throughout all these long and sometimes difficult years, Christ has been with me, He has never forsaken me; He has kept me in the way everlasting. I am amazed, considering how weak I am, that I have not been totally overwhelmed by temptation and sin. I have seen others who have fallen by the wayside. I thank God that He has kept me through these years. Why? "I have prayed for you that your faith may not fail" (Luke 22:32). Jesus is our great intercessor with the Father.

By His grace, we are saved. By His grace, we are preserved. In this world, in this life, the temptations to stray will continue. We must be careful not to fall for the devil's attempts to lure us away. Until Satan is restrained, he will continue to try. But know this: God's ability to keep us is greater than any temptation. His hand

is stronger than the tug from our enemy.
God's faithfulness is greater than our frailty. His arm is strong
enough; His counsel is wise enough to lead us all the way home.

Courtesy: crm.tv

== >>> Peter and Carol find watching Pastor-Teacher David Jeremiah a great way
to build spiritual growth. We watch his program on Sunday evening. For times and
stations visit his website at davidjeremiah.org, or you can watch programs from his
archives.

To contact us you may use either email address:

itiswell@cogeco.net

pdegraafdotcom@gmail.com

Copyright © 2025 Peter Degraaf Investments, All rights reserved.
This is your paid for service.

Our mailing address is:

Peter Degraaf Investments
Box 595474
Fort Gratiot, Mi 48059-5474

[Add us to your address book](#)

Want to change how you receive these emails?
You can [update your preferences](#) or [unsubscribe from this list](#).

