



Degraaf's Weekend Report Friday Aug 15/2025 AD Issue # 1137

=== >>> Copyright © 2025 Peter Degraaf,

All rights reserved - however feel free to share these reports with friends and relatives.

www.peterdegraaf.com.

Readers who wish to support us by donating to help us defray the costs of producing these reports are invited to use this address.

Peter Degraaf 33700 Woodward Ave, Birmingham MI 48009-0912 USA

Canadian subscribers please ask us for our Canadian address.

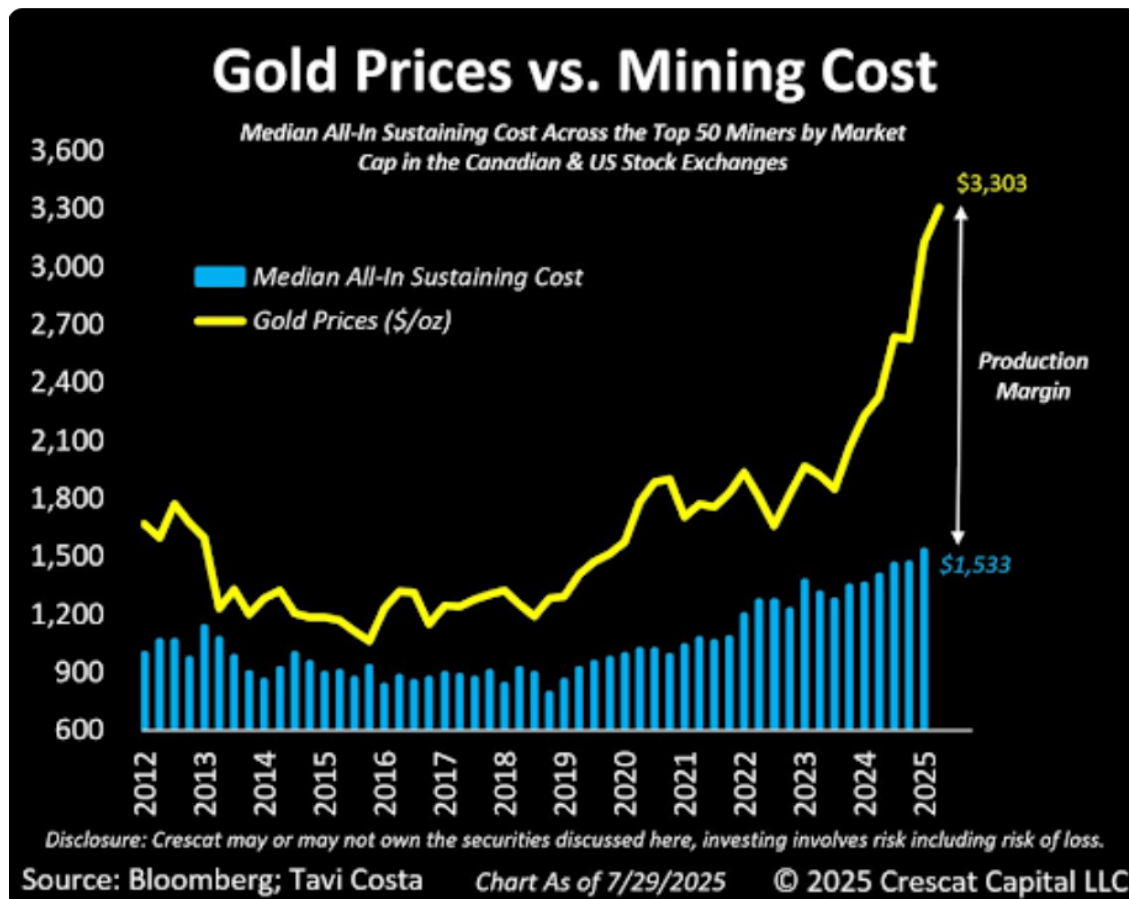
We accept checks, money orders, Interac, or (Dollars, Euros, Swiss Francs inside a greeting card). Also Pay-pal (and we can help if you want to use a credit card at Pay-pal).

A receipt will be issued.

=== >>> Our sincere thanks to Mr. Rudy T. from the Netherlands for his generous contribution to help us pay the expenses of producing our reports.



|
|
|
|

I
V

This chart courtesy Bloomberg and annotated by Tavi Costa shows the potential of gold mining shares, thanks to cost control within the mining industry. Cheap diesel oil also helps.



Featured is the gold price in Euros. The pattern is a bullish wedge with a breakout point at 32.



Featured is the gold price in Yen. The chart pattern presents a bullish ARAT formation with a breakout point at 54.50



Featured is the daily gold chart. Price is carving out a large ARAT pattern. A close above the blue arrow sets up a target at \$3,900.00. The SIs are neutral, but the MAs are in positive alignment and rising. The number of ounces backing GDX is unchanged at 31.00. The GDI closed at 95%.



Featured is the weekly gold chart. The green arrows point to bottoms in the 7-8 week gold cycle, the brown arrows point to tops. Next week will be #7 in the current cycle. However in the event that price closes above \$3,400 by next Friday, then the coming week will be #1 in a new cycle.



Featured is GDX the miners ETF. Price broke out of a bullish ARAT pattern at the blue arrow. The target is 64.00. The SIs are positive and the MAs are in positive alignment and rising.

=== >>> MODEL PORTFOLIO

Each report will show the trades that were completed since the last report.

Since I do most of my trading on the TSX, I will show the stock symbol for the US equivalent in brackets. Note: when trading a pink sheet listed stock, you should always buy or sell using a specific price - never a 'market' order.

To benefit from this feature, pull up a chart for any of the symbols that I buy or sell. Determine if you want to do likewise or wait for another opportunity. If you're not sure of the fundamentals, - click on the website link provided. Always make sure the index or ETF that represents the sector is in harmony with your trade. I apologize for the short time I stay in some stocks, but this is all based on chart patterns. If the chart pattern changes from positive to negative - I usually run. Here are some of my trading habits:

- **I eliminate all emotion.** Stocks are simply investments that I use to improve the bottom line. I pick a stock or commodity because I think the chart pattern looks positive. Once I decide that we are operating in a bull market, I don't bother with sell stops - I patiently wait for the stock or ETF to come back into positive territory.
- **When I do sell below my cost, I look at the loss as an opportunity to get into a winner.**
- I use the 20 day and 30 day exponential moving averages at Stockcharts.com to help me decide when to buy and when to sell. Then I draw a channel, just as I do in the reports I issue. As long as the stock stays in the channel, I'll keep it as part of the portfolio, unless I decide to take profits.
- You've heard people say: 'Buy Low – Sell High'. Here is a variation on that advice: **BUY HIGH – SELL HIGHER!** It has been my experience that buying stocks that have just broken out to a new 5 year high have been the best performers in my portfolio. When a stock or commodity has reached this stage, there is 'blue sky' ahead.
- Next I look at the supporting indicators – especially the Accumulation/Distribution line. When a stock or commodity becomes overbought (such as trading near the top of the channel, or making a 'double or triple' top), I usually sell all or part of my holding into the rally. . Over time I try to replace these stocks during pullbacks.
- Finally I make sure that the sector in which the stock or commodity operates, is moving in the same direction as the stock of commodity that I am about to buy.

Here are some kernels of wisdom from a very successful trader, Jesse Stine:

- Emotional intelligence is of utmost importance.
- Discipline is key
- Drawdowns are lessons.
- Patience is very important
- Ignore the news media
- Have faith in your system
- Trade with confidence
- Never get attached to a stock
- Be a contrarian
- Be a lone wolf.

According to an article titled: The Strange Behavior of Gold Investors, by Dimitri Speck (link is here): <https://www.gold-eagle.com/article/strange-behavior-gold-investors-monday-thursday>

Monday is a day when investors usually sell gold early.

3 transactions since the last report. I took profits in MAE.v at 1.28; also EQX.to at 10.82; also HSLV.to at 3.67; During the past 12 months we closed out 167 transactions that resulted in 158 winners and 9 losers, producing a percentage of +94%.

The reason why our portfolio is large is due to the desire to be of help to as many investors as possible. Our position in 'penny stocks' is always very conservative.

17 positions are 'under water'.

My portfolio consists of 64% precious metals, 23% in various other categories and 13% cash.

Here is my portfolio:

AAG.v (AAGFF) aftermathsilver.com Exploring for silver in Chili and Peru

AAV.to (AAVVF) advantageog.com Producing oil and gas in Alberta.

AHR.v (AXREF) amarcrestresources.com exploring for gold and copper in BC

ALS.to (ATUSF) altiusminerals.com Royalty company that specializes in Uranium and base metals.

ARIC.v (ARIC) awaleresources.ca Exploring for gold and copper in Cote d'Ivoire. Insiders own 19% of the shares

AYA.to ayasilver.com producing at several projects in Morocco

BIG.v (BADEF) herculeessilver.com Silver and copper in Idaho

BLLG.ca (BLAGF) bluelagoonresources.com Gold in BC Production is expected in Q3/25.

BOGO.v (No US listing). borealismining.com Gold in NV. Sprott is in, also McEwen.

CBR.v (CBGZF) cabralgold.com Gold in Brazil.

CERT.v (CRDOF) cerradogold.com Found gold in Argentina and is currently exploring in QC

CNL.to (CNL) collectivemining.com Finding high grades of gold in Colombia

CNQ.to (CNQ) cnrl.com Large Canadian oil and gas producer

COPR.to (CPPMF) coppernicometals.com Exploring for gold and copper in PERU

CTV.v (CTVFF) REEs in NV and KY. Vanadium and Fluorspar. Management is very experienced in the mining business.

DAN.v (DRRSF) Arianne-inc.com Phosphate deposit in QC. The project is fully permitted and shovel ready. Phosphate is used in LED batteries

ELEF.to (SILEF) producing silver in Bolivia silverref.com

FDR.V (FDMIF) fdmetals.com Gold in Surinam

FF.to (FFMGF) firstmininggolds.com Gold in Northern Ontario and QC

FRU.to (FRHLF) freeholdroyalties.com Oil and gas royalties

FTCO fortitudegold.com Producing gold at a profit in NV. Pays a dividend

FWZ.v (FWEDF) firewoodmetals.com Tungsten and Zinc in NWT and Yukon

GHRT.v (GHRTF) greenheartgold.com Gold in Guyana and Suriname.

GMIN.to (GMINF) gmin.gold Finding gold in Brazil. Management has built 4 previous mines.

GOT.v (GOTRF) goliathresources.com Pecous metals and moly in BC

GPAC.v (FSXLF) greatpacificgoldcorp.com Gold and copper in Australia and Papua NG

GTWO.to (GUYGF) g2goldfields.com. Discovering gold in Guyana. Management is experienced.

GWM.v (GAYMF) galwaymetalsinc.com Gold in New Brunswick and silver in QC

HGY.to Global X Gold Yield ETF (A Horizon ETF)

HOU.to Horizon Heating OIL ETF

IVN.to(IVPAF) ivanhoemines.com Producing gold, copper, Platinum, Palladium and base metals in Africa.

JAG.to (JAGGF) jaguarmining.com Producing gold in Brazil

KT.to (KNTNF) k92mining.com Producing gold in Papua New Guinea

KUYA.ca (KUYAF) kuyasilver.com Producing silver in Peru

LIO.v (LOMLF) liononemetals.com Gold in Fiji

LN.to (LONCF) loncor.com Gold explorer in DRC

MAU.v (MAUTF) gold in Cote d'Ivoire montagegold.com

MGM.v Maple Gold Mines. Gold in the Abitibi region of Quebec.

NDM.to NDM) northerndynastyminerals.com Gold and copper in AK

NEXG.v (NXGCF) nexgold.com The company is working on final permits to operate a gold mine in Northern Ontario.

NFG.v (NFGC) newfoundlandgold.ca Discovering gold in Newfoundland. Eric Sprott is a shareholder.

NGD.to (NGD) newgold.com Producing gold in ON, BC and a minor asset in Mexico

NXE.to (NXE) nexgenenergy.ca Uranium in Sask.

OCG.v (OCGSF) outcropsilverandgold.com Exploring for silver in Colombia. Management has lots of experience.

PSLV.to (PSLV) Sprott's silver trust.

QIM.ca (QIMGF) quimbayagold.com Gold in Colombia

QQD.to A Horizon ETF that shorts the NASDAQ with leverage

REG.v regulusresources.com Gold and copper in Peru.

RUP.to (RUPRF) rupertresources.com Producing gold in Finland

SGD.v (SNWGF) snowlinegold.com Gold in the Yukon

SPXD.to An ETF that shorts the TSX with leverage.

SSRM.to (SSRM) (ASX = SSR) SSRmining.com Producing gold in NV, ARG. SK, TURK, operating the largest silver mine in Argentina?

TOU.to (TRMLF) tourmalineoil.com Canada's largest natgas producer.

URC.to (UROY) uraniumroyalty.com

USA.to (USAS) Americas-gold.com gold producer in Nevada

VOXR.to VOXR voxroyalty.com 60 active royalties spanning 6 jurisdictions.

WDO.to (WDOFF) wesdome.com Producing gold at 2 mines in Ontario and QC.

WEAT a Wheat fund that trades on the NYSE

WGO.v (WHGOF) whitegoldcorp.ca Gold and Copper in the Yukon.

ZON.v zontemetals.com Exploring for gold in Colombia, Yukon and NFLD

Please do your own due diligence. I am NOT responsible for your trading decisions!



Featured is the silver chart. Price is rising inside the blue channel. The breakout at the blue arrow calls for a target at the green arrow. The SIs are positive and the MAs are in positive alignment and rising. The number of ounces backing SLV is unchanged at 485.4 million.



Featured is SIL the silver producers ETF. Price is rising inside the blue channel. The latest pattern is a bullish pennant. A close above the blue arrow sets up a target at 61.00. The SIs are positive, especially the A/D line. The MAs are in positive alignment and rising.

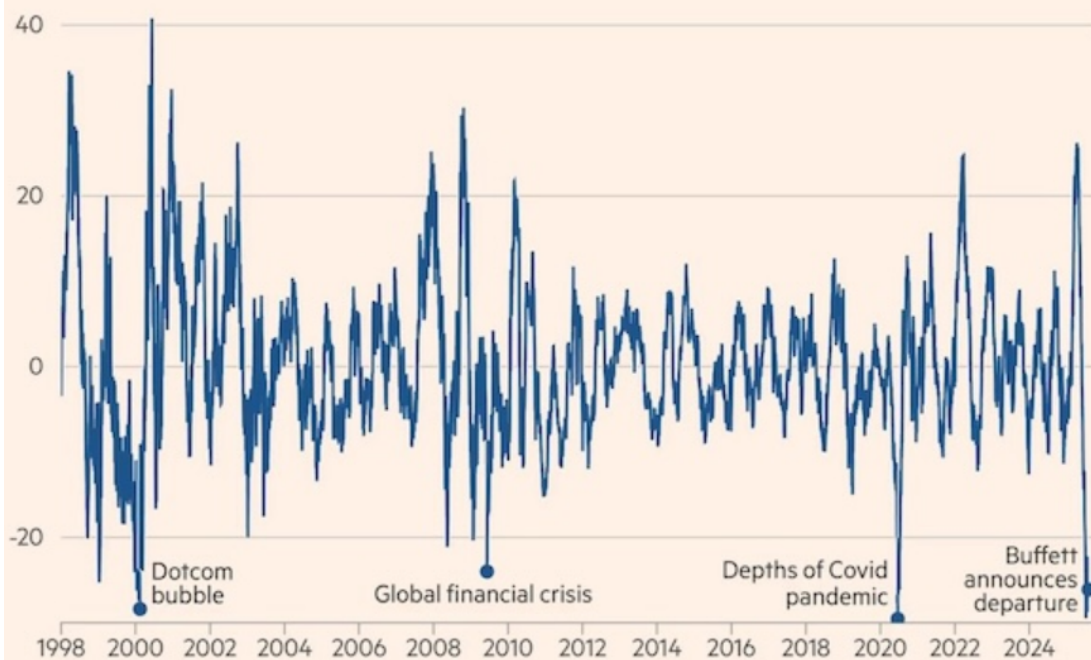


Featured is URNM a Uranium ETF. Price is rising inside the blue channel. A close above the blue arrow will mark the start of a new rally. The SIs are positive and the green arrow points to a recent bull cross.



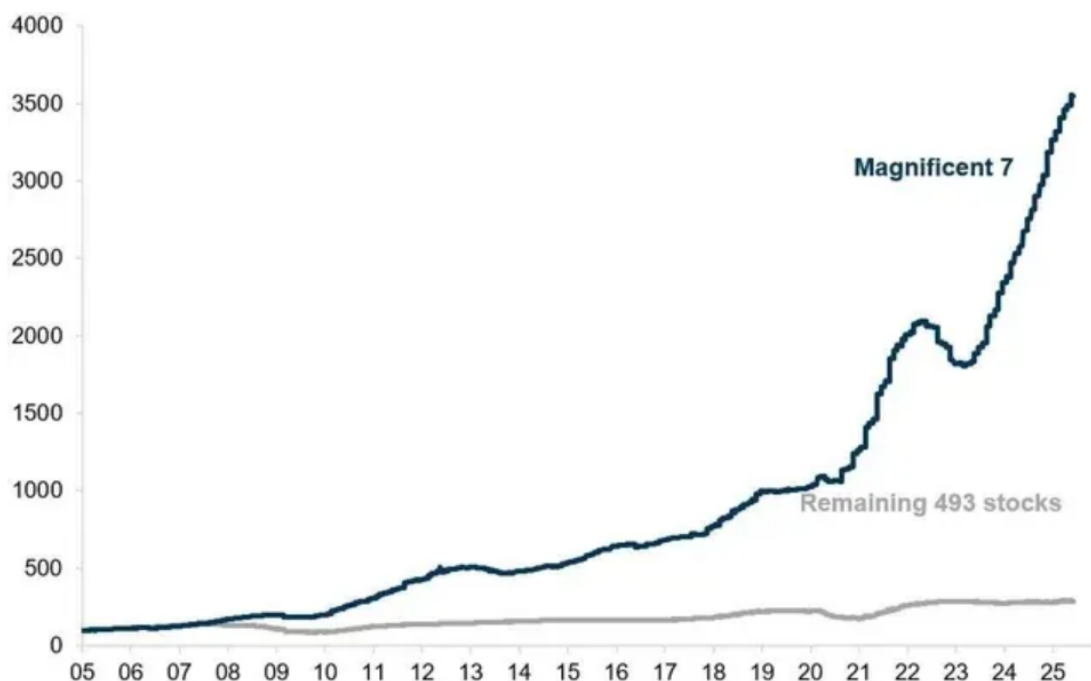
Featured is the S&P 500 index. Price is carving out a large rising wedge pattern. A close below the brown arrow will test support at the green arrow. The blue arrow points to a recent bull cross.

Difference in the three-month total return of Berkshire Hathaway Class A shares and the S&P 500 (% points)



Source: Bloomberg

This chart courtesy Bloomberg shows Warren Buffett's Berkshire Hathaway shares are in decline since his announced departure as CEO.



This chart was sent to me by a subscriber. It compares the seven most expensive tech stocks to the 493 remaining stocks in the S&P 500. Something tells us that the Magnificent 7 are somewhat overpriced.

=== >>> For commodities not covered in this report we refer to previous reports, as our analysis shows little has changed, or we ran out of time. Back issues of this report are available at peterdegraaf.com

=== >>> The following items will be featured upon request - subject to our schedule: We can produce those the day before we prepare the report and thus save ourselves some time the day we work on the report.

Oil producers and Oil
Gas producers and Natgas
Copper
Uranium
Grains
Palladium
Platinum
Coal Index
US Dollar Index.
Base Metal Index
Gold in Canadian Dollars
Gold in Euros

If you are one of our supporters (explained at the top of this report), don't hesitate to ask, and we'll add the chart of your choice to our next report.

=== >>> Explanation of terminology used: SIs = Supporting Indicators; MAs = Moving Averages; GDI = Gold Direction Indicator (consisting of 10 components that can rise up to a potential 100%, or drop to 0); ARAT = Advancing Right Angled Triangle. ATH All-time High.

DISCLAIMER: Please do your own due diligence. Investing involves taking

risks. I am NOT responsible for your trading decisions.

Happy trading! Peter Degraaf

pdegraafdotcom@gmail.com

<:P:D:><

www.peterdegraaf.com

=== >>> Food for Thought is next.

=== >>> Food for Thought

Giving

Give, and it will be given to you: Good measure, pressed down, shaken together, and running over will men give unto you. For with the same measure you use, it will be measured unto to you.
— Luke 6:38

Tithing is God's method of sanctifying and maturing Christians, and making us more like Christ. Since selfishness and covetousness are two of the root problems of humankind, we need to learn how to cut out that taproot and be set free.

Malachi 3 is the only place in the Bible where God says, "Test Me." Can you believe that? What an incredible condescension. God says to put Him on trial—"Test Me now in this ... if I will not open for you the windows of heaven and pour out for you a blessing, that there will not be room enough to receive it" (Malachi 3:10).

Those who will trust in the Lord will find that He indeed will "open for you the windows of heaven and pour out for you a blessing, that there will not be room enough to receive it." God's challenge to give is a test of faith that proves whether our god is gold or the true God, because where your heart is, there your treasure will be also.

Courtesy: crm.tv

== >>> Peter and Carol find watching Pastor-Teacher David Jeremiah a great way to build spiritual growth. We watch his program on Sunday evening. For times and stations visit his website at davidjeremiah.org, or you can watch programs from his archives.

To contact us you may use either email address:

itiswell@cogeco.net

pdegraafdotcom@gmail.com

Copyright © 2025 Peter Degraaf Investments, All rights reserved.

This is your paid for service.

Our mailing address is:

Peter Degraaf Investments

Box 595474

Fort Gratiot, Mi 48059-5474

[Add us to your address book](#)

Want to change how you receive these emails?

You can [update your preferences](#) or [unsubscribe from this list](#).

