



Degraaf's Weekend Report Friday July 04/2025 AD Issue # 1125

=== >>> Copyright © 2025 Peter Degraaf,

All rights reserved - however feel free to share these reports with friends and relatives.

www.peterdegraaf.com.

Readers who wish to support us by donating to help us defray the costs of producing
these reports are invited to use this address.

Peter Degraaf 33700 Woodward Ave, Birmingham MI 48009-0912 USA

Canadian subscribers please ask us for our Canadian address.

We accept checks, money orders, Interac, or (Dollars, Euros, Swiss Francs inside a greeting card). Also Pay-pal (and we can help if you want to use a credit card at Pay-pal).

A receipt will be issued.



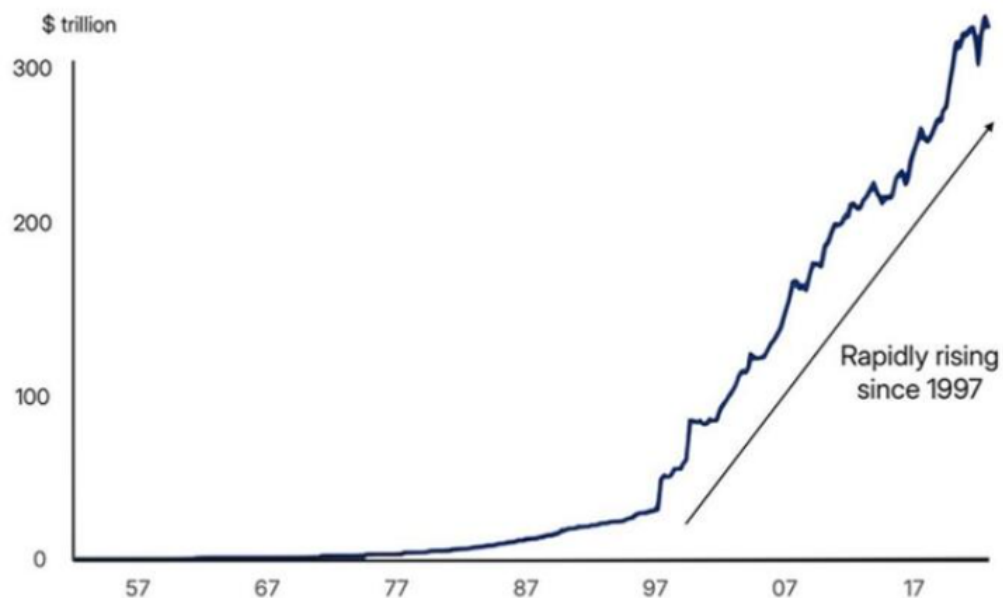
|
|
|
|
|

V



Image courtesy Fully at goldtadise.com.

World Debt (in \$ trillion) At Record High



Date: March 2020 Through February 2025.
Source: Bloomberg, Bravos Research.

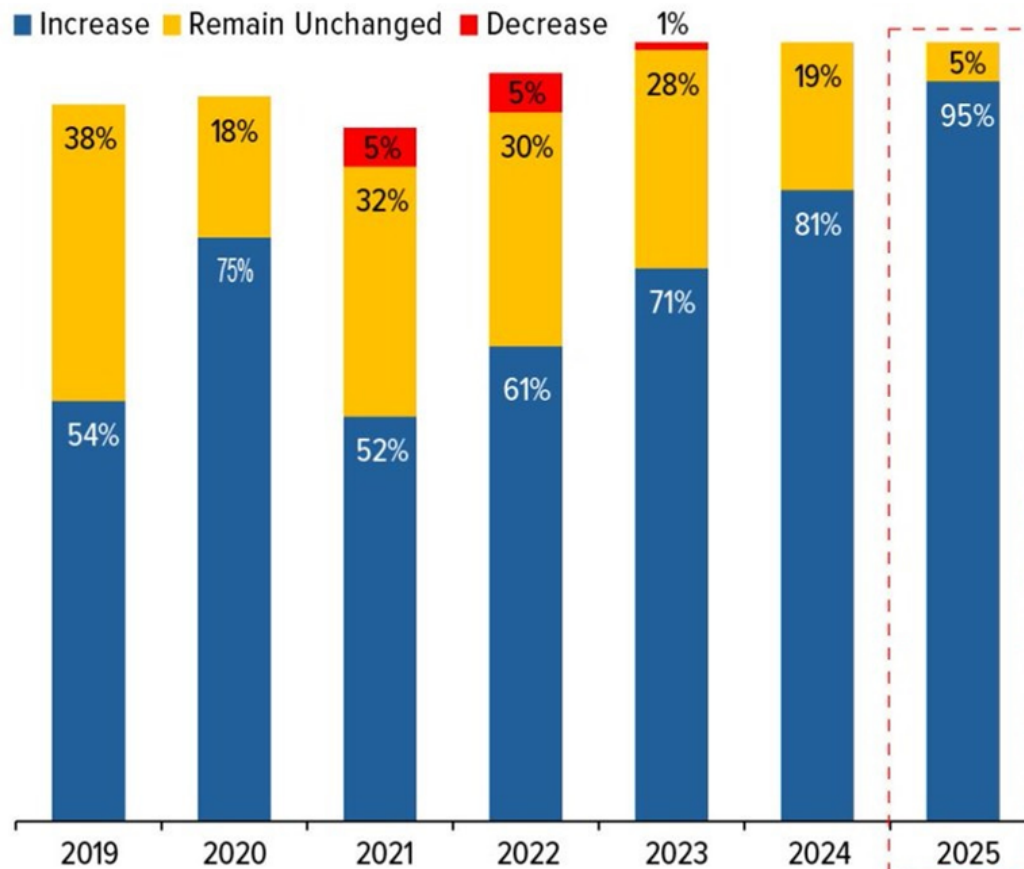


This chart courtesy Macleod Finance shows the importance of the 55 day MA to the gold price.



Record Number of Central Banks See Gold Reserves Increasing Over the Next 12 Months

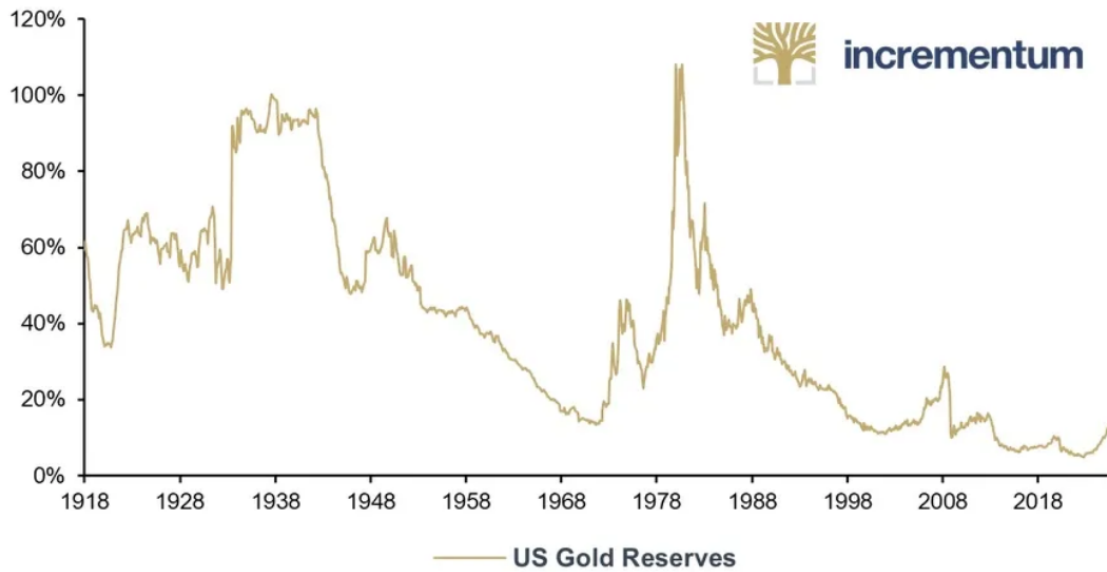
Percent of Central Banks



Source: 2025 Central Bank Gold Reserves survey (WGC), U.S. Global Investors

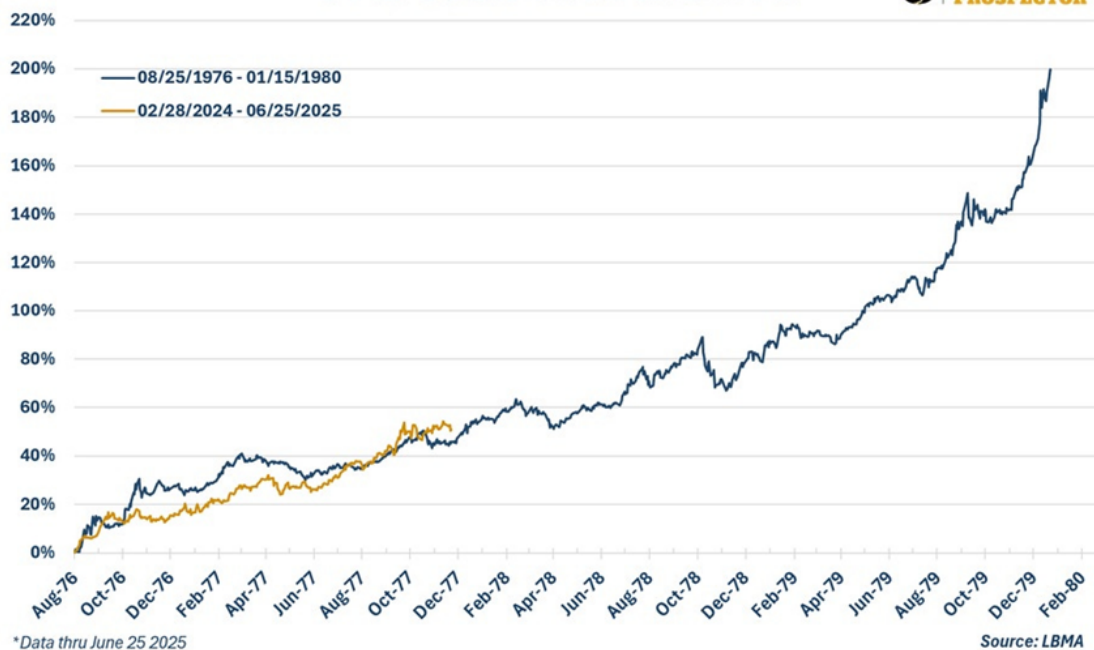
This chart courtesy sources listed shows Central Banks intend to continue to add gold to their reserves.

US Gold Reserves, as % of Fed Balance Sheet, 01/1918–04/2025



This chart courtesy Incrementum.li shows US Gold Reserves (not audited since 1953), as a percentage of FED Balance Sheet.

Gold Gains Then and Now

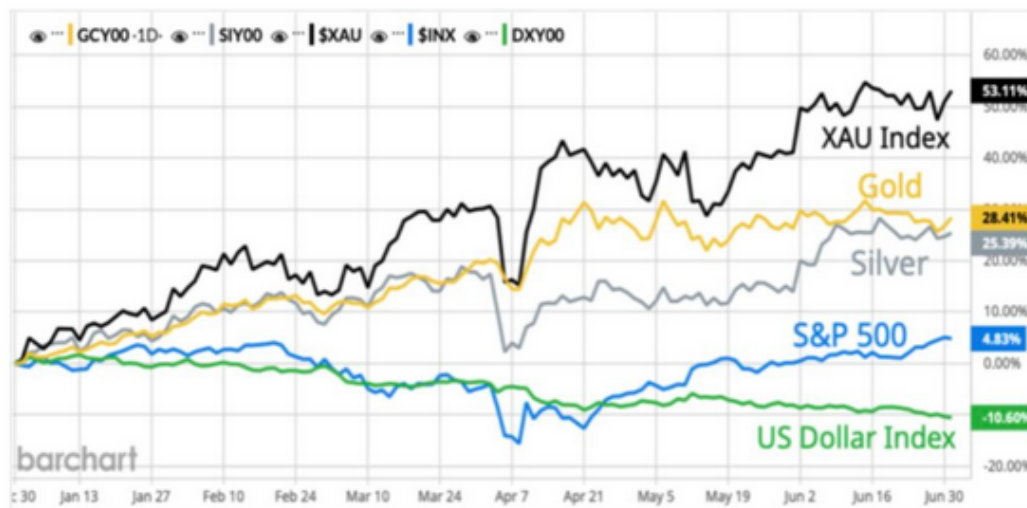


This chart courtesy sources listed compares the current gold bull market to the bull market that ended in 1980.



Featured is the weekly gold chart. The green arrows point to bottoms in the 7-8 week gold cycle. The brown arrows point to tops. Next week will be week #6, or since this week ended with an upside reversal, it could turn out to be week #1 in a new cycle! July is historically a 'gold-friendly' month!

KING WORLD NEWS NOTE: XAU Gold Mining Index Has Surged **53.11%** In The First Half Of 2025



This chart courtesy King world News shows the XAU gold miners index is outperforming a number of market sectors.

== >>> MODEL PORTFOLIO

Each report will show the trades that were completed since the last report.

Since I do most of my trading on the TSX, I will show the stock symbol for the US equivalent in brackets. Note: when trading a pink sheet listed stock, you should always buy or sell using a specific price - never a 'market' order.

To benefit from this feature, pull up a chart for any of the symbols that I buy or sell. Determine if you want to do likewise or wait for another opportunity. If you're not sure of the fundamentals, - click on the website link provided. Always make sure the index or ETF that represents the sector is in harmony with your trade. I apologize for the short time I stay in some stocks, but this is all based on chart patterns. If the chart pattern changes from positive to negative - I usually run. Here are some of my trading habits:

- **I eliminate all emotion.** Stocks are simply investments that I use to improve the bottom line. I pick a stock or commodity because I think the chart pattern looks positive. Once I decide that we are operating in a bull market, I don't bother with sell stops - I patiently wait for the stock or ETF to come back into positive territory.
- **When I do sell below my cost, I look at the loss as an opportunity to get into a winner.**
- I use the 20 day and 30 day exponential moving averages at Stockcharts.com to help me decide when to buy and when to sell. Then I draw a channel, just as I do in the reports I issue. As long as the stock

stays in the channel, I'll keep it as part of the portfolio, unless I decide to take profits.

- You've heard people say: 'Buy Low – Sell High'. Here is a variation on that advice: **BUY HIGH – SELL HIGHER!** It has been my experience that buying stocks that have just broken out to a new 5 year high have been the best performers in my portfolio. When a stock or commodity has reached this stage, there is 'blue sky' ahead.
- Next I look at the supporting indicators – especially the Accumulation/ Distribution line. When a stock or commodity becomes overbought (such as trading near the top of the channel, or making a 'double or triple' top), I usually sell all or part of my holding into the rally. . Over time I try to replace these stocks during pullbacks.
- Finally I make sure that the sector in which the stock or commodity operates, is moving in the same direction as the stock of commodity that I am about to buy.

Here are some kernels of wisdom from a very successful trader, Jesse Stine:

- Emotional intelligence is of utmost importance.
- Discipline is key
- Drawdowns are lessons.
- Patience is very important
- Ignore the news media
- Have faith in your system
- Trade with confidence
- Never get attached to a stock
- Be a contrarian
- Be a lone wolf.

According to an article titled: The Strange Behavior of Gold Investors, by Dimitri Speck (link is here): <https://www.gold-eagle.com/article/strange-behavior-gold-investors-monday-thursday>

Monday is a day when investors usually sell gold early.

6 transactions since the last report. I took profits in EFR.to at 8.37; also KUYA.ca at 0.40; also TCW.to at 4.93; also RVG.v at 0.49; I purchased shares in VET.to at 10.32; also DML.to at 2.50; The last 156 closed transactions resulted in 146 winners and 10 losers, producing a percentage of +93%. The reason why our portfolio is large is due to the desire to be of help to as many investors as possible. Our position in 'penny stocks' is always very conservative.

16 positions are 'under water'.

My portfolio consists of 74% precious metals, 21% in various other categories and 5% cash.

Here is my portfolio:

AAG.v (AAGFF) aftermathsilver.com Exploring for silver in Chili and Peru

ALS.to (ATUSF) altiusminerals.com Base metals royalty incl. Uranium, Potash along with gold and silver

APM.to (ANPMF) andeanpm.com Producing silver in Bolivia and exploring in California

ARIS.to (ARMN) aris-mining.com Producing gold at 5 mine sites.

AYA.to ayasilver.com producing at several projects in Morocco

GOGO.v (No US listing). borealismining.com Gold in NV. Sprott is in, also McEwen.

CEF.to CEF Centralfund.com A Sprott gold and silver trust.

CBR.v (CBGZF) cabralgold.com Gold in Brazil.

CNQ.to (CNQ) cnrl.com Large Canadian oil and gas producer

COPR.to (CPPMF) coppernicometals.com Exploring for gold and copper in PERU

CXB.to (CXBMF) calibremining.com Building gold mines in Canada and Nicaragua

DAN.v (DRRSF) Arianne-inc.com Phosphate deposit in QC. The project is fully permitted and shovel ready. Phosphate is used in LED batteries

DV.v (DOLLF) dollyvardensilver.com The company has discovered silver in B.C.

DML.to (DNN) denisonmines.com Producing Uranium at 3 active mines in US & CAN.

ELD.to (EGO) eldoradogold.com Producing gold Canada, Turkey and Greece

ELEF.to (SILEF) producing silver in Bolivia silverref.com

FDR.V (FDMIF) fdmetals.com Gold in Surinam

FRU.to (FRHLF) freeholdroyalties.com Oil and gas royalties

FTCO fortitudegold.com Producing gold at a profit in NV. Pays a dividend

FVL.to (FGOVF) freegoldventures.com Gold at two sites in Alaska

GHRT.v (GHRTF) greenheartgold.com Gold in Guyana and Suriname.

GOT.v (GOTRF) goliathresources.com Pecous metals and moly in BC

GPAC.v (FSXLF) greatpacificgoldcorp.com Gold and copper in Australia and Papua NG

GTWO.to g2goldfields.com. Discovering gold in Guyana. Management is experienced.

GWM.v (GAYMF) galwaymetalsinc.com Gold in New Brunswick and silver in QC

HGY.to Global X Gold Yield ETF (A Horizon ETF)

HL hecla.com Producing silver in Coeur d'Alene Idaho

HSLV.to highlandersilver.com Silver in Peru

JAG.to (JAGGF) jaguarmining.com Producing gold in Brazil

K.to KGC kinross.com Producing gold at 6 active mines in safe areas

LIO.v (LOMLF) liononemetals.com Gold in Fiji

LN.to (LONCF) loncor.com Gold explorer in DRC

MAE.v maritimeresourcescorp.com Gold in Newfoundland and Labrador

MAU.v (MAUTF) gold in Cote d'Ivoire montagegold.com

MGM.v Maple Gold Mines. Gold in the Abitibi region of Quebec.

MNT.to Gold trust at Royal Canadian Mint

NEXG.v (NXGCF) nexgold.com The company is working on final permits to operate a gold mine in Northern Ontario.

NFG.v (NFGC) newfoudlandgold.ca Discovering gold in Newfoundland. Eric Sprott is a shareholder.

NGD.to (NGD) newgold.com Producing gold in ON, BC and a minor asset in Mexico

NUAG.to NEWP newpacificmetals.com Silver in Bolivia

NXE.to (NXE) nexgenenergy.ca Uranium in Sask.

OMG.v (OMGGF) omaigoldmines.com Gold in Guyana

OR.to (OR) osisko.gr.com Gold royalties

PSLV.to (PSLV) Sprott's silver trust.

QIM.ca (QIMGF) quimbayagold.com Gold in Colombia

QQD.to A Horizon ETF that shorts the NASDAQ with leverage

RUP.to (RUPRF) rupertresources.com Producing gold in Finland

SGD.v (SNWGF) snowlinegold.com Gold in the Yukon

SILJ ETF of junior silver explorers

SSL.to (SAND) sandstormgold.com Hundreds of royalties.

USA.to (USAS) Americas-gold.com gold producer in Nevada

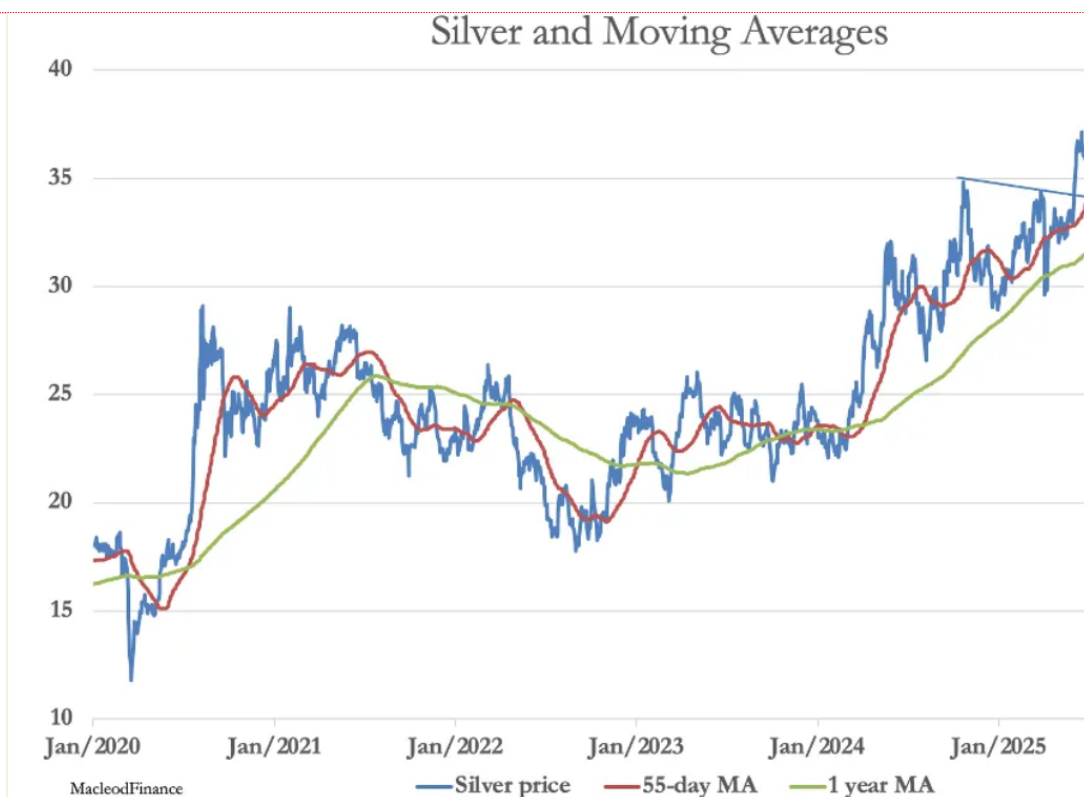
VET.to (VET) vermillionenergy.com Producing oil and gas at 8 diff. sites on 3 continents.

VOXR.to VOXR voxroyalty.com 60 active royalties spanning 6 jurisdictions.

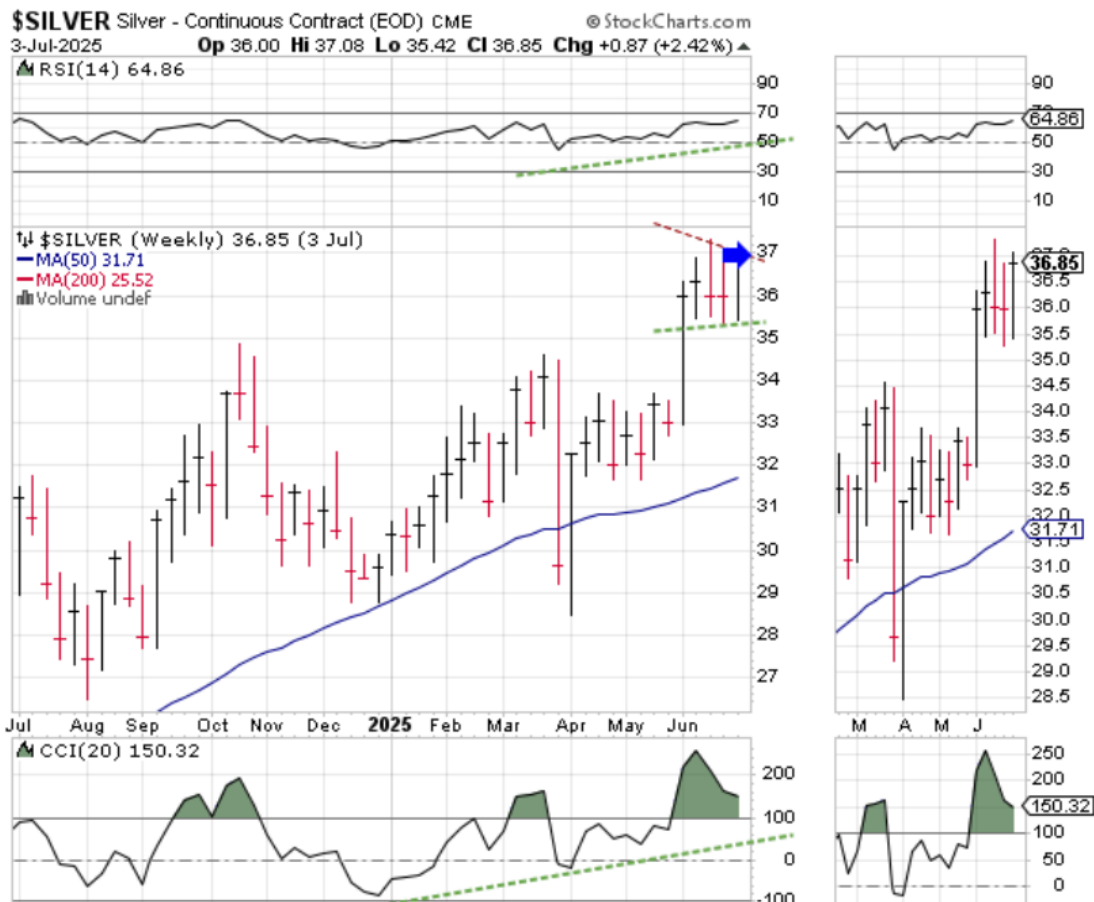
WEAT a Wheat fund that trades on the NYSE

WGO.v (WHGOF) whitegoldcorp.ca Gold and Copper in the Yukon.

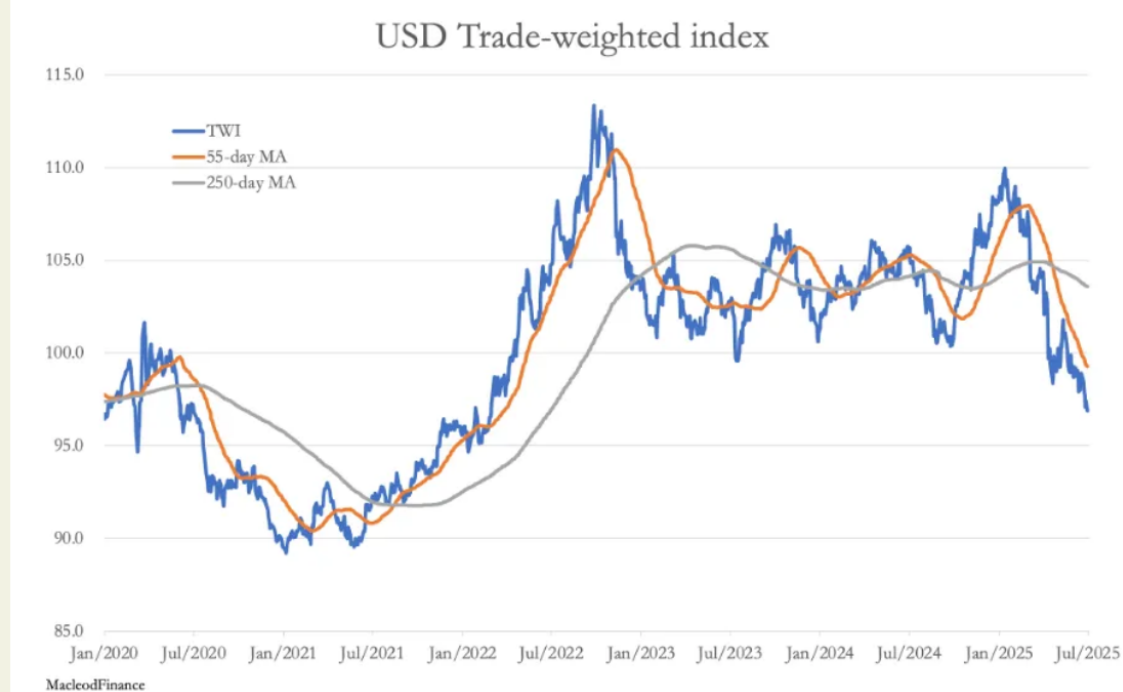
Please do your own due diligence. I am NOT responsible for your trading decisions.



This chart courtesy MacLeod Finance shows silver to have broken out recently at \$34.50. This is setting a positive example for gold to break out at \$3,450.00



Featured is the weekly silver chart. Price is carving out a bullish pennant. A rise above the blue arrow sets up a quick target at \$40.00.

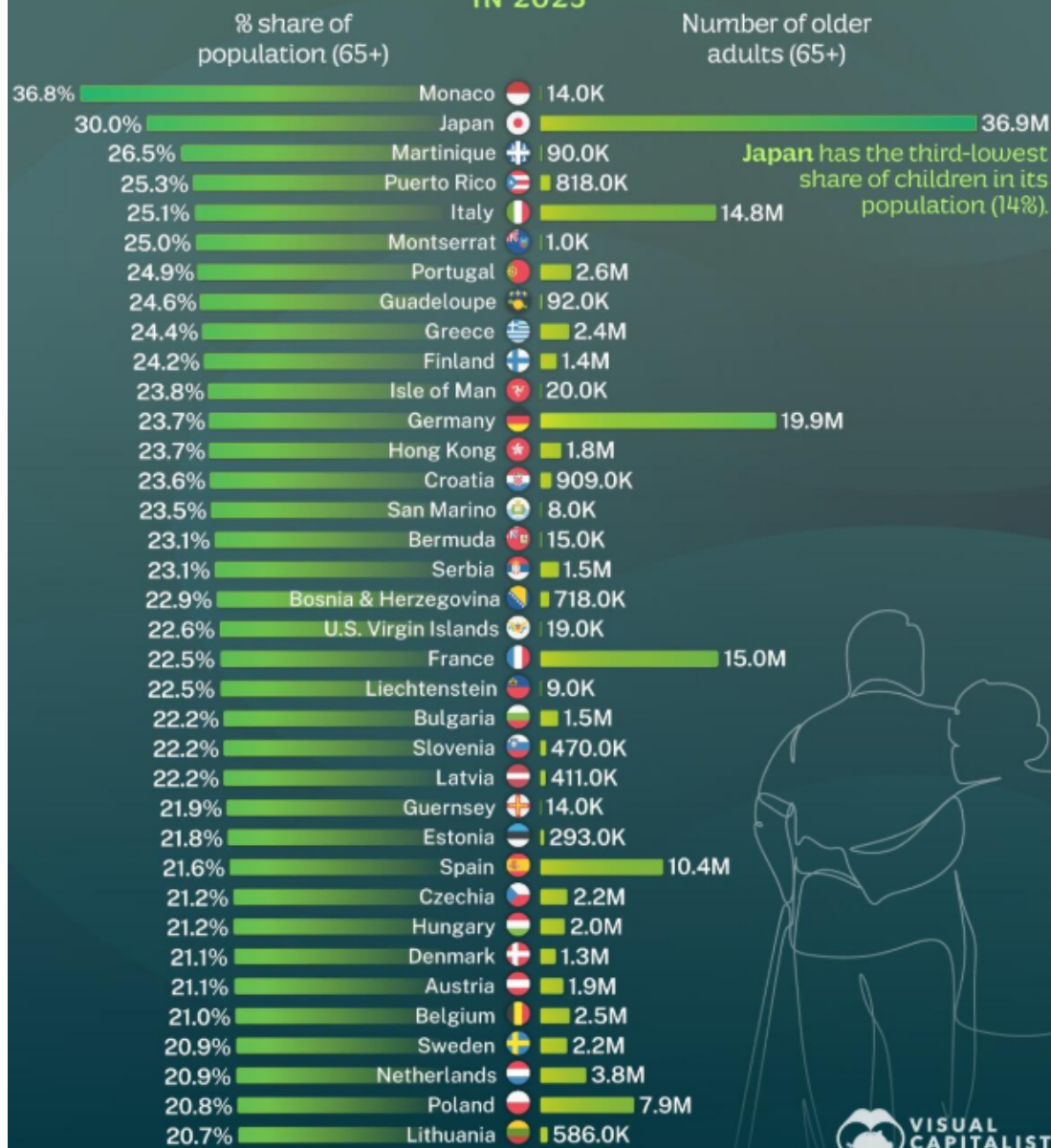


This chart courtesy Macleod Finance shows the US Dollar index to have dropped below important support at 100. This will provide a tailwind for gold and silver.



Featured is the Platinum chart. Price has not stopped rising since it broke out at the blue arrow. The expectation is for a pullback to the green arrow where it will likely offer a second chance to those who missed out.

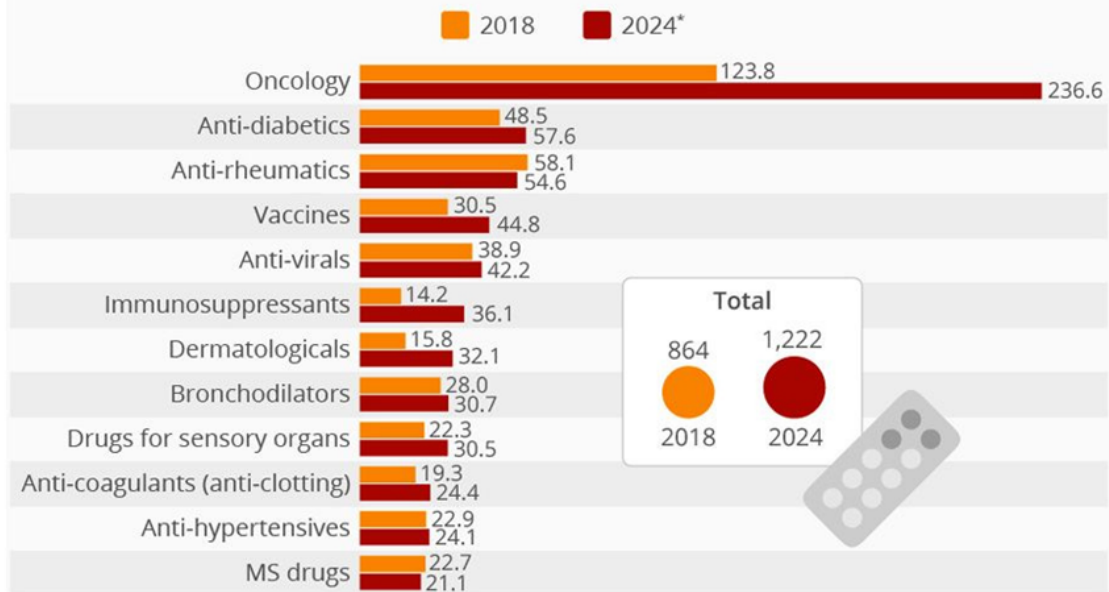
COUNTRIES WITH THE Most Seniors IN 2025



Figures rounded & are estimates made for 2025. Some territories have small populations, which may distort rankings. Source: UN World Population Prospects

Cancer Drugs Bring in Most Pharma Revenue

Worldwide sales of prescription and over-the-counter drugs (in billion U.S. dollars)



CC BY ND
@StatistaCharts

* projected

Source: EvaluatePharma World Preview 2019

statista

🔥 Mel Gibson drops a bombshell on Joe Rogan: The medical establishment prioritizes profit over cures.

💥 "I have 3 friends who had stage 4 cancer... Now, NONE of them have cancer."

Joe asks: "What did they take?"

Mel replies: "Ivermectin and Fenbendazole."



=== >>> For commodities not covered in this report we refer to previous reports, as our analysis shows little has changed. Back issues are available at peterdegraaf.com

=== >>> The following items will be featured upon request - subject to our schedule: We can produce those the day before we prepare the report and thus save ourselves some time the day we work on the report.

Oil producers and Oil
Gas producers and Natgas
Copper
Uranium
Grains

Palladium
Platinum
Coal Index
US Dollar Index.
Base Metal Index
Gold in Canadian Dollars
Gold in Euros

If you are one of our supporters (explained at the top of this report), don't hesitate to ask, and we'll add the chart of your choice to our next report.

=== >>> Explanation of terminology used: SIs = Supporting Indicators; MAs = Moving Averages; GDI = Gold Direction Indicator (consisting of 10 components that can rise up to a potential 100%, or drop to 0); ARAT = Advancing Right Angled Triangle. ATH All-time High.

DISCLAIMER: Please do your own due diligence. Investing involves taking risks. I am NOT responsible for your trading decisions.

Happy trading! Peter Degraaf
pdegraafdotcom@gmail.com

<:P:D:><
www.peterdegraaf.com

=== >>> Food for Thought is next.

=== >>> Food for Thought

In Remembrance of Me

And He said to them, "I have earnestly desired to eat this Passover with you before I suffer."

— Luke 22:15

The Lord's Table is a memorial, but obviously it is also a *supper*, as it is a sacrament. It is a meal unlike any that has ever been celebrated before. How wonderful it is that we can eat with Him. Even as John laid his head upon the bosom of Christ, so we can eat with the Lord Jesus Christ.

The Great Pyramid was built to honor a man to his everlasting remembrance—can you remember his name? It was the mighty Khufu. The Taj Mahal is perhaps the most beautiful building built. It took 20,000 people 22 years to build it. It is a magnificent

place. It was built by Shah Jahan to memorialize and cause to be brought to everlasting remembrance his beautiful young wife, whose name is not remembered by most of us.

Our Lord Jesus Christ, however, left for us a very simple, tiny by comparison, memorial—the Last Supper. But when the stars shall have burnt out of Heaven, when the end of all of the ages shall have come, when the Great Pyramid shall have crumbled into dust, this memorial will still be known, and everyone who sees it will know precisely who it is that is to be remembered in the simple bread and wine of the Lord's Table.

Courtesy: crm.tv

=== >>> A number of years ago I (Peter D) was privileged to be at a pro-life rally where Mother Teresa uttered these words: "I feel that the greatest destroyer of peace today is abortion, because it is a war against the children. If we can accept that a mother can kill her own child, how can we tell other people not to kill one another?"

== >>> Peter and Carol find watching Pastor-Teacher David Jeremiah a great way to build spiritual growth. We watch his program on Sunday evening. For times and stations visit his website at davidjeremiah.org, or you can watch programs from his archives.

To contact us you may use either email address:

itiswell@cogeco.net

pdegraafdotcom@gmail.com

Copyright © 2025 Peter Degraaf Investments, All rights reserved.
This is your paid for service.

Our mailing address is:

Peter Degraaf Investments
Box 595474
Fort Gratiot, Mi 48059-5474

[Add us to your address book](#)

Want to change how you receive these emails?
You can [update your preferences](#) or [unsubscribe from this list](#).

