



Degraaf's Weekend Report Friday Mar 13/2026 AD

Issue # 1174

=== >>> Copyright © 2026 Peter Degraaf,

All rights reserved - however feel free to share these reports with friends and relatives; or for faster service invite your friends to contact us to be put on the mailing list.

www.peterdegraaf.com.

Readers who wish to support us, by donating to help us defray the costs of

producing these reports, are invited to request our mailing address. Only about 20% of our subscribers send us a 'thank you' every now and then when our analysis helps them to gain a profit. Why not find yourself in the 20%. "The laborer is worthy of his hire" 1 Tim 5:18.

We accept checks, money orders, Interac, or (Dollars, Euros, Swiss Francs, Aussie dollars. inside a greeting card). We also accept Pay-pal.

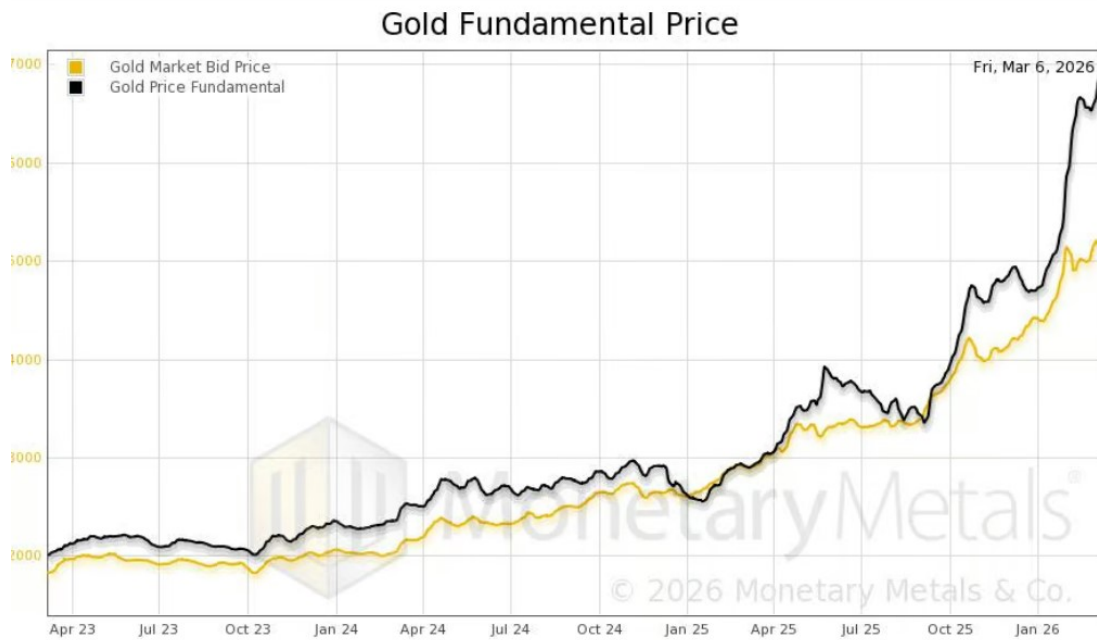
A receipt will be issued.

BONUS: Those who support us are entitled to receive our **daily report** which zeroes in on a 17 day gold cycle. Active investors love it! Supporters are also entitled to ask questions, as well they can request charts on sectors we do not cover on a regular basis.

=== Our sincere thanks to Mr. Jack M. from Texas for his generous gift to help with the expenses of providing our reports!

**Apparently there are
2 types of flu.
The harmless one that
women and children get,
and the "near death"
version that men get.**

I
I
I
I
I
V



This chart courtesy Monetary Metals compares the Fundamental Gold Price (black) to the current gold price. The conclusion is that gold is still very undervalued.



Featured is the daily gold chart. Price is carving out a large pennant. A rise above the blue arrow will mark the start of a rally, A drop below the brown arrow will look for support at the green arrow. The SIs are at support levels and the MAs are in positive alignment and rising. March is historically a 'downer' for gold, whereas April is usually a 'gold-friendly' month.



Featured is the weekly gold chart. The green arrows point to bottoms in the 7 - 8 week gold cycle, the brown arrows point to tops. Next week will be #6 in the current cycle.



Featured is GDX the miners ETF. Price is rising inside the blue channel. The SIs are at support and the MAs are in positive alignment and rising. A close above the blue arrow will mark the start of a rally. A close below the brown arrow sets up a test at the green arrow. Down volume has declined. The A/D line is providing positive divergence.

== >>> MODEL PORTFOLIO

Each report will show the trades that were completed since the last report.

Since I do most of my trading on the TSX, I will show the stock symbol for the US equivalent in brackets. Note: when trading a pink sheet listed stock, you should always buy or sell using a specific price - never a 'market' order.

To benefit from this feature, pull up a chart for any of the symbols that I buy or sell. Determine if you want to do likewise or wait for another opportunity. If you're not sure of the fundamentals, - click on the website link provided. Always make sure the index or ETF that represents the sector is in harmony with your trade. I apologize for the short time I stay in some stocks, but this is all based on chart patterns. If the chart pattern changes from positive

to negative – I usually run. Here are some of my trading habits:

- **I eliminate all emotion.** Stocks are simply investments that I use to improve the bottom line. I pick a stock or commodity because I think the chart pattern looks positive. Once I decide that we are operating in a bull market, I don't bother with sell stops - I patiently wait for the stock or ETF to come back into positive territory.
- **When I do sell below my cost, I look at the loss as an opportunity to get into a winner.**
- I use the 20 day and 30 day exponential moving averages at Stockcharts.com to help me decide when to buy and when to sell. Then I draw a channel, just as I do in the reports I issue. As long as the stock stays in the channel, I'll keep it as part of the portfolio, unless I decide to take profits.
- You've heard people say: 'Buy Low – Sell High'. Here is a variation on that advice: **BUY HIGH – SELL HIGHER!** It has been my experience that buying stocks that have just broken out to a new 5 year high have been the best performers in my portfolio. When a stock or commodity has reached this stage, there is 'blue sky' ahead.
- Next I look at the supporting indicators – especially the Accumulation/ Distribution line. When a stock or commodity becomes overbought (such as trading near the top of the channel, or making a 'double or triple' top), I usually sell all or part of my holding into the rally. . Over time I try to replace these stocks during pullbacks.
- Finally I make sure that the sector in which the stock or commodity operates, is moving in the same direction as the stock of commodity that I am about to buy.

Here are some kernels of wisdom from a very successful trader, Jesse Stine:

- Emotional intelligence is of utmost importance.
- Discipline is key
- Drawdowns are lessons.
- Patience is very important
- Ignore the news media
- Have faith in your system
- Trade with confidence
- Never get attached to a stock
- Be a contrarian
- Be a lone wolf.

According to an article titled: The Strange Behavior of Gold Investors, by Dimitri Speck (link is here): <https://www.gold-eagle.com/article/strange-behavior-gold-investors-monday-thursday>

Monday is a day when investors usually sell gold early.

Transactions within the Model Portfolio are shown as they occur, in the daily report that goes out to supporters.

I often take profits via a transaction that was planned when I bought the stock. So far during the past 12 months we closed out 215 positions. 213 at a profit and 2 at a loss. This produced a ratio of +97% These numbers will change slightly whenever we switch to the latest 12 month period

The reason why our portfolio is large is because of a desire to be of help to as many investors as possible, by blazing a trail, and 'trading with our supporters'. Our position in 'penny stocks' is always very conservative, but growing if the price rises. The % increase in a penny stock with proven assets in a safe location usually beats a senior producer 'hands down'.

25 positions are 'under water'.

The Model **Portfolio consists of 77% precious metals, 15% in various other categories and 8% cash.**

Here is my portfolio:

AAG.v (AAGFF) aftermathsilver.com Silver in Chili and Peru;

ABRA.TO (ABBRF) abrasilver.com Silver in Argentina.

AGMR.v (AGMRF) agmr.ca Silver in Peru. Restarting a silver mine and planning for a second mine. Insiders own 43%. Lots of Peruvians involved.

AGX.v (AGXPF) silverxmining.com Producing silver in Peru.

AMX.V (AMXEF) Amexexploration.com Gold in QC

AMQ.CA (AMQFF) abitibimetals.com Gold, silver, zinc copper in QC

APGO.v (APGOF) apollosilver.com silver in California

APM.to (ANPMF) andeanpm.com producing gold and silver in CAL and Bolivia

ARS.ca (ARSMF) aresmining.com Producing Fluorspar

ATY.v (ATCMF) aticomining.com Exploring for gold and copper in Colombia

AUMB.V (AUMBF) 1911gold.com Gold at Rice Lake MANITOBA

BBB.v (BBBXF) brixtonmetals.com gold, silver and copper in BC

BRAU.V (ALVLF) bigridgegold.com gold in NFLD, ONT and QC

BFG.CA at 0.305, (BFGFF); giantminicorp.com Gold, silver in NV

BRC.v (BKRRF) blackrocksilver.com Silver in NV

BTE.TO (BTE) Baytexenergy.com Producing light oil in Canada and USA and heavy oil in Canada

CBR.V (CBGZF) cabralgold.com Gold in Brazil. CEO is largest shareholder.

CERT.V (CRDOF) CERRADOGOLD.COM Gold in Argentina, expl in QC

CNQ.to (CNQ) cnrl.com Large Canadian oil and gas producer

CTV.v (CTVFF) REEs in NV and KY. Vanadium and Fluorspar. Management is very experienced in the mining business.

ELEF.to (SILEF) producing silver in Bolivia silverref.com

EMNT.V, (EMGDF) eminentgoldcorp.com Gold in NV. Lots of experience

EMPR.V, (EMPYF)empresroyalty.com Insiders own a lot of shares

ERD.TO (ERDCF) erdene.co Producing gold in Mongolia.

EXN.V (EXNRF) excellonresources.com Gold in IDAHO, PERU, MEX. Silver in Germany

FDR.V (FDMIF) fdmetals.com Gold in Surinam

FT.to (FTMDF) fortuneminerals.com 3 projects with Gold dore, cobalt bismuth, copper, in the NWT. Management has lots of experience.

FISH.V (SROYF) sailfishroyalty.com Pays a dividend

FOM.TO, (FMCXF) foranmining.com Uranium in SASK. Also copper and zinc

FVL.to (FGOVF) freegoldventures.com Gold in Alaska. Spratt is involved

FWZ.v (FWEDF) firewoodmetals.com Tungsten and Zinc in NWT and Yukon

GGM.v (GBBFF) . granadagoldmine.com Exploring for gold in QC where gold was produced in the past.

GHRT.v (GHRTF) greenheartgold.com Gold in Guyana and Suriname.

GRG.v at 0.075 (GARWF) goldenarrowresources.com gold, copper, cobalt

in Chili and Argentina

GTWO.to (GUYGF) g2goldfields.com Gold in Guyana

HG.ca (HGRAF) hydrography.com The only company in NA to be a verified Graphene producer. (It sounds like this company has carved out a solid niche market). Graphene is a critical element. I consider this stock to be a hidden gem. The company produces a product that increases the life of engines to a remarkable degree. A listing on the NASDAQ is in the process of coming about. Why not check it out!

IGO.v (IEGCF) ingold.ca Gold and silver in BC and YUKON

ITR.V (ITRG) Producing gold in NV and exploring in ID

KUYA.ca (KUYAAF) kuyasilver.com producing silver in Peru and Northern ON

LGC.v (LGCF) lavrasgold.com Gold in Brazil

MAI.V (MAIFD) mineraalamos.com GOLD in NV, AZ, MEX.

MAU.TO (MAUTF) montagegold.com Gold at Ivory Coast. Set to produce Q2/07

MFG.V, (MINE) mayfairgold.ca Gold in the Timmins area of ONTARIO

MGM.V (MGMLF) maplegoldmines.com Gold in Abitibi, QC

MNO.TO (MRRDF) meridianmining.com Gold in Brazil

NAU.V (NAUFF) nev-gold.com Gold in NV IDAHO, BC. +Antimony

NDM.to (NDM) northerndynastyminerals.com Gold and copper in AK

NEXG.V (NXGCF) NEXGOLD.COM Preparing to mine in NS, ONT and AK

NKG.v (NKGFF) nevadaking.ca Gold in Nevada

NRC.V (NRYCF) nationsroyalty.ca Royalties involving indigenous people. Frank Giustra is involved.

NTMC.ca (NTMFF) neotechmetals.com FSE V690 Critical metals in BC and ON

NUAG.TO (NEWP) newpacificmetals.com Silver in Bolivia Rui Feng is involved

OMG.V (OMGGF) omaigoldmines.com Gold in Guyana

PALI.V (PLGDF) palisides.ca Investing in gold and silver start-ups.

PGDC.V at 1.06 (HGLD); also HOU.TO at 10.35 (same as DBO);

PPP.V at 1.29, (PMCOF), prospectormetalcorp.com Gold in Yukon and Ontario.

QIM.ca (QIMGF) quimbayagold.com Gold in Colombia

QQD.to A Horizon ETF that shorts the NASDAQ with leverage

RAK.v (RMETF) rakmetals.com 8 projects in Yukon and NWT. Gold, bismuth, tellurium. Managements has lots of experience.

RDS.V (RMRDF) radissonmining.com Gold in QC

REG.V (RGLSF) REGULUSRESOURCES.COM Gold in Peru

ROCK.V (TRDTF) tridentresourcescorp.com Gold in Sask

RIO.TO (RIOFF) rio2.com Producing gold in Chili. Expecting to increase.

SAG.v (SAGGF) sterlingmetals.ca 4 copper projects in Ontario and Labrador.

SNAG.V (TARSF) silvernorthres.com Silver at Keno Hill, Yukon.

SOI.V (OTCQB) sirios.com Gold in James Bay QC Lots of experience

SPXD.to An ETF that shorts the TSX with leverage.

SVE.V (SLVRF) silverone.com silver in NV and option in AZ

TK.v (TKRFF) tinkaresources.com silver and tin in Peru.

TLG.TO (CHXMF) TROILUSGOLD.COM Gold, copper and Lithium in QC

TMQ.TO (TMQ) Trilogymetals.com Copper and Zinc in AK Lots of experience.

THX.V, (THXPF) thorexpl.com Gold and silver in Nigeria and Ivory Coast
Zero debt as of 0226

VOXR.TO (VOXR) voxroyalty.com 60 royalties in 6 jurisdictions.

WGO.v (WHGOF) whitegoldcorp.ca Gold and Copper in the Yukon.

WGX.TO (WGXRF) westgold.com.au 6 gold producing assets in W/


AUSTRALIA

WPG.V WPGCF westpointgold.com Gold in AZ


WRLG.v (WRLGF) westredlakegold.com Gold in N/Ontario

ZON.v zontemetals.com Exploring for gold in Colombia, Yukon and NFLD

Please do your own due diligence. I am NOT responsible for your trading decisions!



This chart is courtesy Monetary Metals and it compares fundamental silver (black) to the silver price. The conclusion is that silver remains very much undervalued.





Featured is the silver chart. Price is carving out a large triangle. A close above the blue arrow will mark the start of a rally. A drop at the brown arrow sets up a test at the green arrow. The SIs are nearing support and the MAs are in positive alignment while rising.



Featured is SIL the silver producers ETF. Price is rising inside the blue channel. A close above the blue arrow calls for a target at the green arrow. The brown arrow points to lateral support. The SIs are at support and the MAs are in positive alignment and rising.

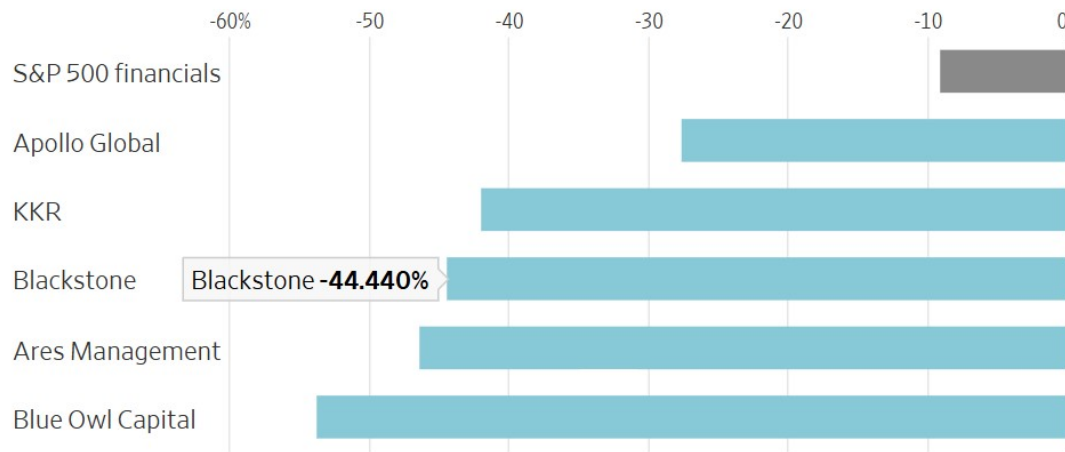


Featured is URNM a Uranium ETF. Price is rising inside the blue channel. A close above the blue arrow will mark the start of the next rally. The green arrows point to lateral support if needed.



Featured is the chart for COPX a copper ETF. Price is rising inside the blue channel. The SIs are at support levels. A close above the blue arrow will mark the start of the next rally. A close below the brown arrow will lead to a test at the green arrow.

Index and stock performance, past six months



Source: FactSet

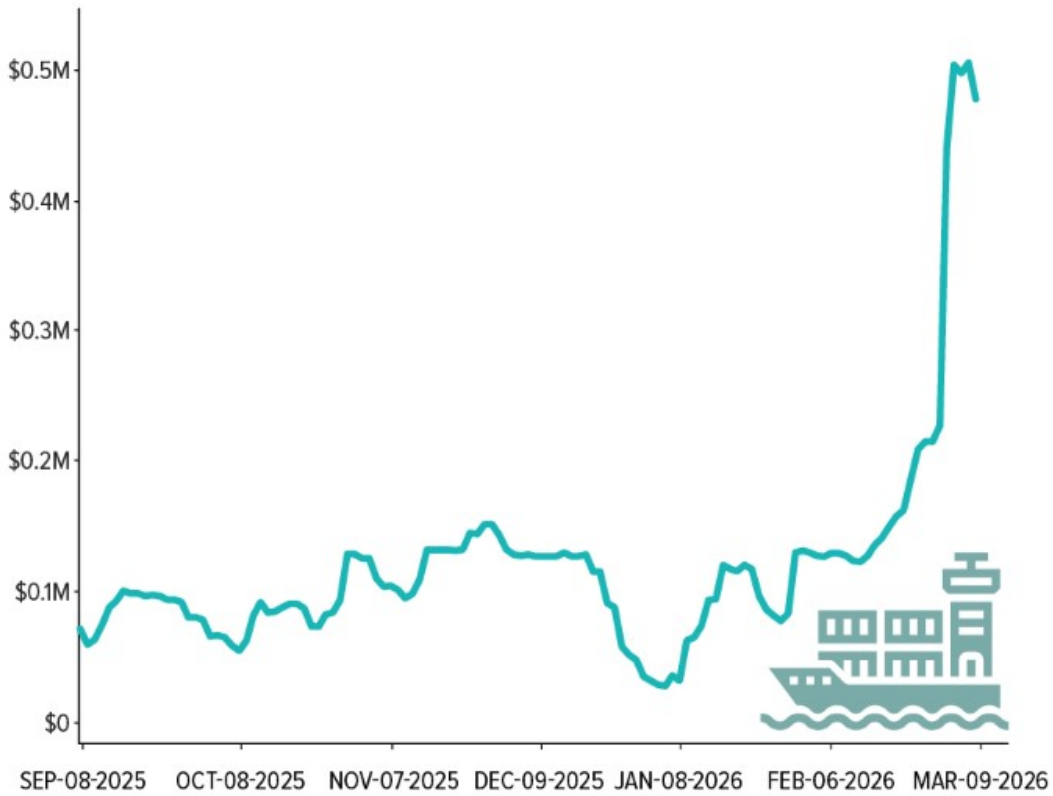
This chart courtesy Wall St Journal shows several Wall street firms that are facing cash withdrawals.



This chart compares the 7 MAGS tech stocks to the S&P 500 (black). The decline in the MAGS is expected to drag the S&P down very soon.

Shipping Rates Have Exploded on Middle East Tensions

Dirty Very Large Crude Carrier (VLCC) Rate Per Day, Arab Gulf to India | Six-Month Period Through Mar. 6, 2026



Source: Bloomberg, U.S. Global Investors

This chart courtesy sources listed shows the rapid rise in daily rates for large crude carriers.

In Recent Cases of Military Action Involving Iran, Oil Price Spikes Have Been

Brent Crude Price Per Barrel | Jan. 1, 2024 – Mar. 6, 2026



Source: Bloomberg, Raymond James, U.S. Global Investors

.....of short duration.

=== >>> For commodities not covered in this report we refer to previous reports, as our analysis may show that little has changed, or we ran out of time. Back issues of this report are available at peterdegraaf.com

=== >>> The following items will be featured upon request - subject to our schedule: We can produce those the day before we prepare the report and thus save ourselves some time the day we work on the report.

Oil producers and Oil
Gas producers and Natgas
Copper
Uranium
Grains

Palladium
Platinum
Coal Index
US Dollar Index.
Base Metal Index
Gold in Canadian Dollars
Gold in Euros

If you are one of our supporters (explained at the top of this report), don't hesitate to ask, and we'll add the chart of your choice to our next report.

=== >>> Explanation of terminology used: SIs = Supporting Indicators; MAs = Moving Averages; GDI = Gold Direction Indicator (consisting of 10 components that can rise up to a potential 100%, or drop to 0); ARAT = Advancing Right Angled Triangle. ATH All-time High. PM Stock = Precious Metals Stock. PDYODD = Please do your own due diligence.

DISCLAIMER: Please do your own due diligence. Investing involves taking risks. I am NOT responsible for your trading decisions.

Happy trading! Peter Degraaf

<:P:D:><

pdegraafdotcom@gmail.com

www.peterdegraaf.com

Knowledge on loan from God.

=== >>> Food for Thought is next.

=== >>> Food for Thought

When Tempted To Quit

“And let us not grow weary while doing good, for in due season we shall reap if we do not lose heart.”

— Galatians 6:9

When you think of Abraham Lincoln, what qualities come to your mind? Compassion? Concern for the disenfranchised? Humor? While all those characteristics apply, I think if we really knew Lincoln, we'd find that the overriding quality of his character was perseverance.

Believe it or not, Abraham Lincoln was a failure. In almost every area of his life, he experienced defeat. As a young man, Lincoln

ran for the state legislature and lost overwhelmingly. He went into business and failed completely. He became engaged to a beautiful, loving girl, but she died. Lincoln then married a woman who was a continual burden to him, a thorn in his flesh. Soon thereafter he decided to run for Congress but lost decidedly. After that, he tried to get an appointment to the U.S. Land Office, but he was turned down. He then decided to run for the United States Senate, but his competition pounded him into the ground. After all these defeats, he decided to become vice president of the United States. He was, as we know, defeated once again. Abraham Lincoln lost at nearly everything he tried until he ran for and won the presidency of the United States. He persevered despite overwhelming discouragement and defeat, and because he persisted, he became one of the greatest leaders this world has ever known. Despite all the losses he suffered, Lincoln was never a loser because he never quit.

When we hear that litany of the losses endured by such an upstanding man and respectable leader, how can we not feel just a little ashamed at the number of times we've thrown in the towel? What a great reminder that we need never give up, because God has already promised we will triumph if we've entrusted our lives to Him.

Have you experienced defeat recently? My friend, keep persevering. Never give up, but instead rely on God's promise to achieve victory in your life.

"A quitter never wins, and a winner never quits."

Anonymous

Courtesy: crm.tv

== >>> Peter and Carol find watching Pastor-Teacher David Jeremiah a great way to build spiritual growth. We watch his program on Sunday evening. For times and stations visit his website at davidjeremiah.org, or you can watch programs from his archives.

To contact us you may use either email address:

itiswell@cogeco.net

pdegraafdotcom@gmail.com

Copyright © 2026 Peter Degraaf Investments, All rights reserved.

This is your paid for service.

Our mailing address is:

Peter Degraaf 33700 Woodward AVE Birmingham, MI 48009 USA

Want to change how you receive these emails?

You can [update your preferences](#) or [unsubscribe from this list](#).

